

**CITY OF MILACA  
CITY COUNCIL SPECIAL MEETING  
COUNCIL AGENDA  
DECEMBER 13, 2023  
6:00 p.m.**

1. Call Meeting to Order
2. Pledge of Allegiance
3. Roll Call- Present: Mayor Dave Dillan\_\_\_\_ Council Members; Lindsee Larsen\_\_\_\_ Norris Johnson\_\_\_\_ Ken Muller\_\_\_\_  
Laurie Gahm \_\_\_\_ Absent:\_\_\_\_\_
4. Ordinances and Resolutions  
RESOLUTION #23-41 RESOLUTION ESTABLISHING POLICY REGARDING PAY RATES AND  
PROCEDURES FOR PAID ON-CALL FIRE DEPARTMENT MB\_\_2<sup>nd</sup>\_\_AIF\_\_O\_\_  
  
ORDINANCE #520 WATER RATES INCREASE-FIRST READING MB\_\_2<sup>nd</sup>\_\_AIF\_\_O\_\_
5. New Business  
  
FINALIZE 2024 BUDGET & FINALIZE 2024 TAX LEVY  
  
RESOLUTION #23-42 APPROVING THE FINAL 2024 BUDGET AND PROPOSED 2024 TAX LEVY MB\_\_2<sup>nd</sup>\_\_AIF\_\_O\_\_  
  
CLOSED MEETING FOR CITY MANAGER PERFORMANCE EVALUATION AND CONTRACT MB\_\_2<sup>nd</sup>\_\_AIF\_\_O\_\_  
Time Closed\_\_\_\_\_
6. Adjourn \_\_\_\_\_p.m. MB\_\_2<sup>nd</sup>\_\_AIF\_\_O\_\_

RESOLUTION NO. 23-41

ESTABLISHING POLICY REGARDING PAY RATES AND PROCEDURES FOR  
PAID ON-CALL FIRE DEPARTMENT

WHEREAS, the City Council desires to establish fair compensation rates for officers and members of the Milaca Fire Department in accordance with the policies and procedures of the Fire Department which are reviewed and approved by the Milaca City Council; and

WHEREAS, officers and members of the Department provide many services on a volunteer, uncompensated basis, but the City provides nominal paid on-call compensation for the specified required duties outlined in the policies and procedures.

NOW, THEREFORE, BE IT RESOLVED BY THE COUNCIL OF THE CITY OF

MILACA, MINNESOTA: That the Council hereby adopts the following paid on-call compensation rates for members of the Milaca Fire Department effective January 1, 2024: Rates will be fixed for a period of 3 (three) years.

Pay rates as detailed below;

	Per Call	Per Drill
Firefighters	\$25.00	\$25.00

Per Call rate covers response and reporting to fire station for fire calls only including calls cancelled in route. Per Drill rate covers all training drills.

Firefighters that are selecting the weekend on-call duty will receive a flat rate of \$10.00.

Most other duties are volunteer work and will not be compensated (examples: mock car accidents, parades, visits to daycares and schools, Halloween events, Water Carnival activities, City Events, Relief Association meetings or events, fundraisers, etc.).

The following compensation is to be paid on a quarterly basis. The call attendance reports must be turned in monthly in addition to above per call and per drill rates and shall be provided in accordance with this policy and procedures of the city and should be turned in to the city manager:

Fire Chief 1	\$3,000 per year
Fire Chief 2	\$3,000 per year
Captain 1	\$1,000 per year
Captain 2	\$1,000 per year
Lieutenant 1	\$1,000 per year
Lieutenant 2	\$1,000 per year
Secretary:	\$1,000 per year

Passed and adopted this 13th day of December, 2023.

---

Mayor Dave Dillan

Attest:

---

Tammy Pfaff, City Manager

ORDINANCE NO. 520

ORDINANCE AMENDING TITLE III ADMINISTRATION; CHAPTER 34.40 SEWER RATES; SCHEDULE AND CHAPTER 34.41(A) WATER RATES AND CHARGES; SCHEDULE

The Milaca City Council ordains the following fee increase as it pertains to Chapter 34.40 Sewer Rates; Schedule and Chapter 34.41 Water Rates and Charges; Schedule:

34.40 SEWER RATES; SCHEDULE

Residential and Commercial	Charge	REVISION
Base rate	\$3.00	NO CHANGE
Minimum	\$8.50	NO CHANGE
Usage <del>(in 100 cubic feet)</del> (in 1,000 gallons)	(cost per 100 cubic feet)	COST PER 1,000 GALLONS
1 and up	\$2.75	<b>\$3.68</b>
Sewer only	\$20.00	NO CHANGE

Item	Code Section	Description	Charge
<del>Deposit</del>		<del>New account</del>	<del>\$15</del>
Use		Per month rate based upon the water meter reading, an amount for sewer services; a cap on the residential monthly sewer charge shall be established for sewer used during the months of June, July, August, and September of each year. The sewer cap is set at <del>11 cu. ft.</del> <u>8,000 gallons</u> No residential account shall be charged for more than <del>11 cu. ft.</del> <u>8,000 gallons</u> of sewer usage during those months.	<del>\$2.45 per 100 cu. ft.</del> <del>\$3.68 per 1,000 gallons</del>
	<del>53.078</del>	<del>Customer service, monthly</del>	<del>\$1.75</del>
Use, category B customer	53.078	Usage volume, monthly	\$0.68 per <del>100 cu. ft.</del> <u>700 gallons</u>
	<del>53.078</del>	<del>Debt service, monthly</del>	<del>\$0.70 per 100 cu. ft.</del>



34.41 WATER RATES AND CHARGES; SCHEDULE

(A) Rates and charges for water use and service are hereby established for connection into the municipal water system and the use thereof in the amounts set forth in the table which follows and in § 34.30. All water sold shall be on the basis of meter readings except in the case of minimum charges.

DESCRIPTION	Description	OLD RATE	PROPOSED RATE	INCREASE	
Applicant fee		\$10	\$45	\$35	NOW INCLUDES DEPOSIT
Deposit	New account	\$15	INCLUDE WITH APPLICANT FEE		
Meter, radio transmission equipment	Failure to allow access for installation	\$50 per month	\$75 per month	\$25	
Meter testing		\$50	\$65	\$15	
Reconnection fee		\$30	\$45	\$15	
Shut off of water supply	Shut off for customer request	\$25	\$35	\$10	
Turn on fee	Turning on water during normal business hours after disconnection for non-payment	\$30	\$50	\$20	
	Turning on water outside normal business hours regardless of reason for reconnection	\$90	\$100	\$10	
<b>RESIDENTIAL</b>		OLD RATE	PROPOSED RATE	INCREASE	
Base Rate		\$12	\$13	\$1	
Minimum up to 1,000 gallons		\$2.75	\$3.25	\$0.50	
Usage		\$3.85 per 100 CF	\$5.25 per 1,000 gallons		

<b>COMMERCIAL</b>					
Base Rate		\$12	\$13	\$1	
Minimum up to 1,000 gallons		\$2.75	\$3.25	\$0.50	
Usage 100-3,000 CF		\$3.85 per 100 CF	1,001-22,999 gallons \$5.25 per 1,000 gallons		
Usage 3,100 CF and Up		\$3.10 per 100 CF	23,000 gallons and up \$4.25 per 1,000 gallons		

Rates to be effective January 1, 2024 for the February 2024 billing.

Adopted by the city council of the City of Milaca this \_\_\_\_\_ day of \_\_\_\_\_, 2023.

\_\_\_\_\_  
Mayor Dave Dillan

ATTEST:

\_\_\_\_\_  
City Manager Tammy Pfaff

### 2023 Gallon Residential Rates

Usage	5.15/1000 Gallons	Water Base	Water Total	\$3.68	Sewer Base	Sewer Total	MN Fee	Total Bill
0	\$2.75	\$12.00	<b>\$14.75</b>	\$8.50	\$3.00	<b>\$11.50</b>	\$0.81	<b>\$27.06</b>
1	\$5.15	\$12.00	<b>\$17.15</b>	\$8.50	\$3.00	<b>\$11.50</b>	\$0.81	<b>\$29.46</b>
2	\$10.29	\$12.00	<b>\$22.29</b>	\$8.50	\$3.00	<b>\$11.50</b>	\$0.81	<b>\$34.60</b>
3	\$15.44	\$12.00	<b>\$27.44</b>	\$11.03	\$3.00	<b>\$14.03</b>	\$0.81	<b>\$42.28</b>
4	\$20.59	\$12.00	<b>\$32.59</b>	\$14.71	\$3.00	<b>\$17.71</b>	\$0.81	<b>\$51.10</b>
5	\$25.74	\$12.00	<b>\$37.74</b>	\$18.38	\$3.00	<b>\$21.38</b>	\$0.81	<b>\$59.93</b>

### 2024 Gallon Residential Rates

Usage	5.25/1000 Gallons	Water Base	Water Total	\$3.68	Sewer Base	Sewer Total	MN Fee	Total Bill
0	\$3.25	\$13.00	<b>\$16.25</b>	\$8.50	\$3.00	<b>\$11.50</b>	\$0.81	<b>\$28.56</b>
1	\$5.25	\$13.00	<b>\$18.25</b>	\$8.50	\$3.00	<b>\$11.50</b>	\$0.81	<b>\$30.56</b>
2	\$10.50	\$13.00	<b>\$23.50</b>	\$8.50	\$3.00	<b>\$11.50</b>	\$0.81	<b>\$35.81</b>
3	\$15.75	\$13.00	<b>\$28.75</b>	\$11.03	\$3.00	<b>\$14.03</b>	\$0.81	<b>\$43.59</b>
4	\$21.00	\$13.00	<b>\$34.00</b>	\$14.71	\$3.00	<b>\$17.71</b>	\$0.81	<b>\$52.52</b>
5	\$26.25	\$13.00	<b>\$39.25</b>	\$18.38	\$3.00	<b>\$21.38</b>	\$0.81	<b>\$61.44</b>

### 2023 Gallon Commercial Rate

Usage	5.15/1000 Gallons	Water Base	Water Total	\$3.68	Sewer Base	Sewer Total	MN Fee	Total Bill	Tax	TOTAL
0	\$2.75	\$12.00	<b>\$14.75</b>	\$8.50	\$3.00	<b>\$11.50</b>	\$0.81	<b>\$27.06</b>	\$0.20	\$27.26
1	\$5.15	\$12.00	<b>\$17.15</b>	\$8.50	\$3.00	<b>\$11.50</b>	\$0.81	<b>\$29.46</b>	\$0.38	\$29.84
2	\$10.29	\$12.00	<b>\$22.29</b>	\$8.50	\$3.00	<b>\$11.50</b>	\$0.81	<b>\$34.60</b>	\$0.76	\$35.36
3	\$15.44	\$12.00	<b>\$27.44</b>	\$11.03	\$3.00	<b>\$14.03</b>	\$0.81	<b>\$42.28</b>	\$1.14	\$43.42
4	\$20.59	\$12.00	<b>\$32.59</b>	\$14.71	\$3.00	<b>\$17.71</b>	\$0.81	<b>\$51.10</b>	\$1.52	\$52.62
5	\$25.74	\$12.00	<b>\$37.74</b>	\$18.38	\$3.00	<b>\$21.38</b>	\$0.81	<b>\$59.93</b>	\$1.90	\$61.83
6	\$30.88	\$12.00	<b>\$42.88</b>	\$22.06	\$3.00	<b>\$25.06</b>	\$0.81	<b>\$68.75</b>	\$2.28	\$71.03
7	\$36.03	\$12.00	<b>\$48.03</b>	\$25.74	\$3.00	<b>\$28.74</b>	\$0.81	<b>\$77.57</b>	\$2.66	\$80.23
8	\$41.18	\$12.00	<b>\$53.18</b>	\$29.41	\$3.00	<b>\$32.41</b>	\$0.81	<b>\$86.40</b>	\$3.04	\$89.44
9	\$46.32	\$12.00	<b>\$58.32</b>	\$33.09	\$3.00	<b>\$36.09</b>	\$0.81	<b>\$95.22</b>	\$3.42	\$98.64
10	\$51.47	\$12.00	<b>\$63.47</b>	\$36.76	\$3.00	<b>\$39.76</b>	\$0.81	<b>\$104.05</b>	\$3.80	\$107.84

### 2024 Gallon Commercial Rate

Usage	5.25/1000 Gallons	Water Base	Water Total	\$3.68	Sewer Base	Sewer Total	MN Fee	Total Bill	Tax	Total Bill
0	\$3.25	\$13.00	<b>\$16.25</b>	\$8.50	\$3.00	<b>\$11.50</b>	0.81	<b>\$28.56</b>	\$1.20	\$29.76
1	\$5.25	\$13.00	<b>\$18.25</b>	\$8.50	\$3.00	<b>\$11.50</b>	0.81	<b>\$30.56</b>	\$1.35	\$31.91
2	\$10.50	\$13.00	<b>\$23.50</b>	\$8.50	\$3.00	<b>\$11.50</b>	0.81	<b>\$35.81</b>	\$1.73	\$37.54
3	\$15.75	\$13.00	<b>\$28.75</b>	\$11.03	\$3.00	<b>\$14.03</b>	0.81	<b>\$43.59</b>	\$2.12	\$45.71
4	\$21.00	\$13.00	<b>\$34.00</b>	\$14.71	\$3.00	<b>\$17.71</b>	0.81	<b>\$52.52</b>	\$2.51	\$55.02
5	\$26.25	\$13.00	<b>\$39.25</b>	\$18.38	\$3.00	<b>\$21.38</b>	0.81	<b>\$61.44</b>	\$2.89	\$64.34
6	\$31.50	\$13.00	<b>\$44.50</b>	\$22.06	\$3.00	<b>\$25.06</b>	0.81	<b>\$70.37</b>	\$3.28	\$73.65
7	\$36.75	\$13.00	<b>\$49.75</b>	\$25.74	\$3.00	<b>\$28.74</b>	0.81	<b>\$79.30</b>	\$3.67	\$82.96
8	\$42.00	\$13.00	<b>\$55.00</b>	\$29.41	\$3.00	<b>\$32.41</b>	0.81	<b>\$88.22</b>	\$4.06	\$92.28
9	\$47.25	\$13.00	<b>\$60.25</b>	\$33.09	\$3.00	<b>\$36.09</b>	0.81	<b>\$97.15</b>	\$4.44	\$101.59
10	\$52.50	\$13.00	<b>\$65.50</b>	\$36.76	\$3.00	<b>\$39.76</b>	0.81	<b>\$106.07</b>	\$4.83	\$110.91

## BUDGET TABLE OF CONTENTS

2024 Budget Highlights	Page 9
Summary All Governmental Funds	Page 10
General Fund Revenue Charts	Page 11
General Fund Revenue Line by Line	Page 12
General Fund Expenditures Chart	Page 14
General Fund Expenditures Line by Line	Page 15
Special Revenue Funds	Page 19
Debt Schedule	Page 23
Debt Service Funds	Page 24
Enterprise Funds Charts	Page 26
Enterprise Funds Line by Line	Page 27
Capital Improvements	Page 31
Bolton & Menk	Page 32
Budget Transfers	Page 33
Salaries	Page 34
Final Property Tax Levy	Page 35

## 2024 FINAL BUDGET HIGHLIGHTS

### BUDGET MEETING IS TO DETERMINE THE 2024 FINAL BUDGET AND TAX LEVY

#### Factors impacting the budget

Health Insurance	Reduced 9%
Work Comp Ins	Reduced 15%
Bond Issued	2 bonds will be issued in 2024 for Street Projects and a Fire Truck
Transfer from LS	Liquor store transfers were increased \$100,000 for a total of \$300,000 to Gen Fund to reduce the levy
General Fund	Increase in interest revenue due to CD and Investments of most gaining 5.6% Still some CD's reman low Int %

#### Large Capital Improvement projects.

##### Items added to Final Budget-

PW- Replace Boiler -\$20,000
Parks- Pave small portion in Rec Park \$25,000
Sewer- Sewer Jetting \$60,000
Airport- MnDot Grant for Equipment- our share \$2,200
Fire Dept- Exterior Building Repairs that were not completed in 2023 \$30,000

#### Street Projects Reduced to \$760,000

3rd Ave NW and downtown area
South River Road

#### Fire Trucks - Fire Department - 2 Trucks

Fire Pumper Truck \$864,890 Equipment Reserves reduction of \$500,000- Bond for remaining
Fire Rescue Truck - Trying for FEMA Grant- \$500,000 Possible city share \$25,000

#### City Hall Improvements - Security

Reception area - Security glass and enclose area- OSHA Grant-Getting Quotes
---

#### Motor Vehicle Office Improvements - Security

Reception area - Security glass and enclose area
They will use State Reimbursement Funds of \$23,000 and spend down cash
Exit Door

#### Police Department CIP

Police Vehicle- and radios Use Public Safety Funds
CadRMS system-Police public safety aid

Water	Watermain- 1st & 2nd replacement/ W/S Airport road
Water	Water main to meat market property line
Sewer	Sewer to Meat Market

Contracts	Union Contract - Not completed
	Building Inspector- New Contract in December- no change to contract
	Closed Meeting - City Manager Contract

New Laws	Earned Sick and Safe Time
----------	---------------------------



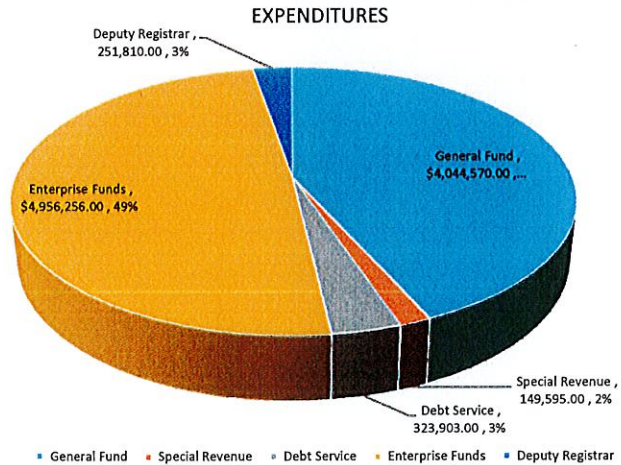
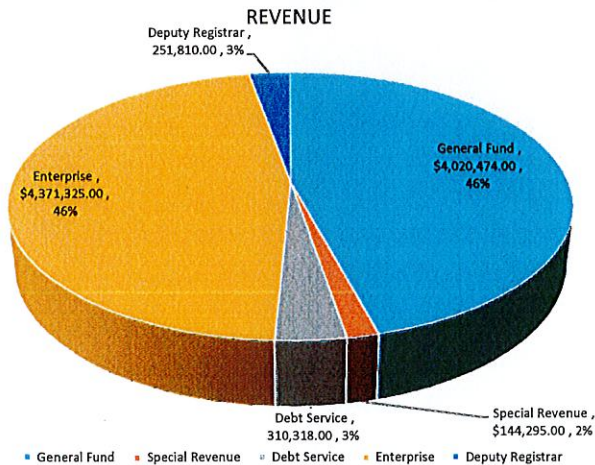
# CITY OF MILACA 2024 FINAL BUDGET

## SUMMARY ALL GOVERNMENTAL FUNDS

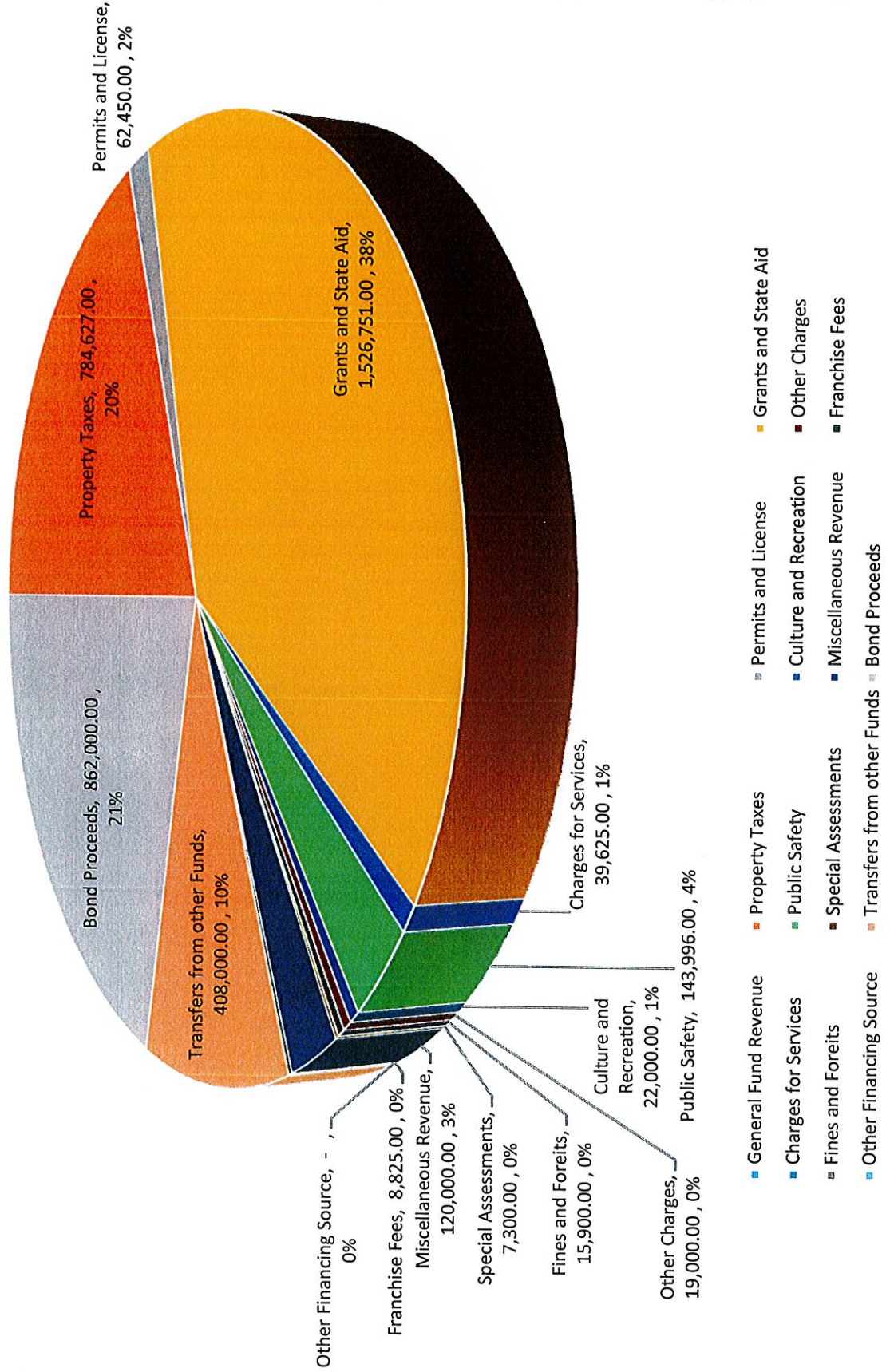
REVENUES	General Fund	Special Revenue Funds	Debt Service Funds	Enterprise Funds	Custodial Funds Deputy Registrar	Total 2024 Budget	Total 2023 Budget
	Taxes	\$ 762,177.00		213,002.00			\$ 975,179.00
Tax Increment			42,000.00			\$ 42,000.00	42,000.00
Taxes Other	22,450.00	25,600.00				\$ 48,050.00	48,948.00
Franchise Taxes	\$ 8,825.00					\$ 8,825.00	12,000.00
Special Assessments	\$ 7,300.00					\$ 7,300.00	24,250.00
Licenses, Permits and Fees	\$ 62,450.00					\$ 62,450.00	63,235.00
Intergovernmental	\$ 1,526,751.00					\$ 1,526,751.00	1,355,814.00
Charges for Services	\$ 224,621.00			942,250.00		\$ 1,166,871.00	1,093,299.00
Fines	\$ 15,900.00					\$ 15,900.00	15,000.00
Interest Income	90,000.00	7,195.00		34,550.00	60.00	\$ 131,805.00	85,845.00
Contributions/Donations		100,000.00				\$ 100,000.00	131,000.00
Miscellaneous	30,000.00		24,000.00	36,500.00	1,000.00	\$ 91,500.00	105,200.00
Sales	862,000.00			3,358,025.00	250,750.00	\$ 4,470,775.00	3,245,540.00
<b>TOTAL REVENUES</b>	<b>\$ 3,612,474.00</b>	<b>\$ 132,795.00</b>	<b>\$ 279,002.00</b>	<b>\$ 4,371,325.00</b>	<b>\$ 251,810.00</b>	<b>\$ 8,647,406.00</b>	<b>\$ 7,155,922.00</b>
<b>TOTAL TRANSFERS IN</b>	<b>\$ 408,000.00</b>	<b>\$ 11,500.00</b>	<b>\$ 31,316.00</b>			<b>\$ 450,816.00</b>	<b>344,500.00</b>
<b>GRAND TOTAL REVENUES</b>	<b>\$ 4,020,474.00</b>	<b>\$ 144,295.00</b>	<b>\$ 310,318.00</b>	<b>\$ 4,371,325.00</b>	<b>\$ 251,810.00</b>	<b>\$ 9,098,222.00</b>	<b>\$ 7,500,422.00</b>

EXPENDITURES	General Fund	Special Revenue Funds	Debt Service Funds	Enterprise Funds	Custodial Funds Deputy Registrar	Total 2024 Budget	Total 2023 Budget
	General Government	613,686.00					\$ 613,686.00
Public Safety	1,108,032.00					\$ 1,108,032.00	1,006,592.00
Public Works	356,759.00					\$ 356,759.00	345,489.00
Parks and Recreation	187,763.00					\$ 187,763.00	185,154.00
Library	26,950.00					\$ 26,950.00	27,200.00
Airport	92,879.00					\$ 92,879.00	89,448.00
Capital Outlay	1,592,769.00			385,820.00	22,906.00	\$ 2,001,495.00	751,800.00
Debt Principal/Lease			225,104.00	236,000.00		\$ 461,104.00	471,000.00
Debt Interest & Other Charges			54,559.00	16,523.00		\$ 71,082.00	75,247.00
Miscellaneous	34,416.00		2,740.00			\$ 37,156.00	2,140.00
Operating Expenses		30,095.00	41,500.00	4,017,913.00	228,904.00	\$ 4,318,412.00	4,032,501.00
<b>TOTAL EXPENDITURES</b>	<b>4,013,254.00</b>	<b>30,095.00</b>	<b>323,903.00</b>	<b>4,656,256.00</b>	<b>251,810.00</b>	<b>\$ 9,275,318.00</b>	<b>\$ 7,662,233.00</b>
<b>TOTAL TRANSFERS OUT</b>	<b>31,316.00</b>	<b>119,500.00</b>		<b>300,000.00</b>		<b>450,816.00</b>	<b>344,500.00</b>
<b>GRAND TOTAL EXPENDITURES</b>	<b>\$ 4,044,570.00</b>	<b>\$ 149,595.00</b>	<b>\$ 323,903.00</b>	<b>\$ 4,956,256.00</b>	<b>\$ 251,810.00</b>	<b>\$ 9,726,134.00</b>	<b>\$ 8,006,733.00</b>

EXCESS (DEFICIT)	Small Change		No Change			Total	
		(24,096.00)	(5,300.00)	(13,585.00)		(584,931.00)	-



# GENERAL FUND REVENUE



- General Fund Revenue
- Property Taxes
- Grants and State Aid
- Charges for Services
- Public Safety
- Culture and Recreation
- Fines and Foreits
- Special Assessments
- Miscellaneous Revenue
- Other Financing Source
- Transfers from other Funds
- Bond Proceeds



**CITY OF MILACA 2024 FINAL BUDGET**

GENERAL FUND REVENUE		2021	2022	2022	2023	2024	NOTES
COA	Account Title	Final	Final	FINAL	FINAL	FINAL	
		Budget	Actual 12/31/2022	Budget	BUDGET	BUDGET	
101-31010	Current Ad Valorem Taxes	519,721.00	594,263.82	609,010.00	724,149.00	762,177.00	Preliminary Levy Adopted at 4.43%
101-31020	Delinquent Ad Valorem Taxes	14,000.00	7,164.25	14,000.00	14,700.00	14,700.00	
101-31030	Mobile Home Tax	5,500.00	6,217.89	5,350.00	5,618.00	6,200.00	
101-31410	Lodging Tax	600.00	937.07	1,500.00	500.00	950.00	
101-31910	Penalties and Interest AdValTx	1,000.00	117.70	600.00	630.00	600.00	
	<b>TOTAL GENERAL PROPERTY TAXES</b>	<b>\$ 540,821.00</b>	<b>\$ 608,700.73</b>	<b>\$ 630,460.00</b>	<b>\$ 745,597.00</b>	<b>\$ 784,627.00</b>	
101-32005	Excavation Permits	2,000.00	800.00	2,100.00	2,250.00	800.00	
101-32101	Cigarette/THC License	450.00	861.64	450.00	5,000.00	900.00	Added income for THC License
101-32102	Animal License	400.00	795.00	765.00	800.00	800.00	
101-32110	Liquor License	11,550.00	14,450.00	11,600.00	13,500.00	14,450.00	
101-32210	Building Permits	34,000.00	33,867.99	35,700.00	37,485.00	41,000.00	
101-32230	Plumbing Connection Permits	4,000.00	4,577.39	4,000.00	4,200.00	4,500.00	
	<b>TOTAL PERMITS AND LICENSE</b>	<b>\$ 52,400.00</b>	<b>\$ 55,352.02</b>	<b>\$ 54,615.00</b>	<b>\$ 63,235.00</b>	<b>\$ 62,450.00</b>	
101-33160	Other Grants/Gifts	25,000.00	8,133.00	26,250.00	25,000.00		
101-33401	Local Government Aid	918,570.00	934,587.58	934,351.00	954,814.00	1,048,215.00	Proposed LGA 2024
101-33402	Market Value Credit	350.00	236.58	368.00	600.00	350.00	
101-33405	Pera Increase Aid	2,302.00		2,417.00	2,500.00	2,500.00	
101-33406	Airport State Aid/Grants	6,950.00	212,193.73	6,950.00	307,300.00	345,150.00	Airport M & O and Grant proceeds
101-33407	Police State Aid	64,585.00	60,098.60	67,814.00	60,000.00	68,000.00	
101-33409	Police Training State Aid	5,650.00	-	5,933.00	5,600.00	5,600.00	
101-33422	Other State Aid Grants	-	-	148,000.00		56,936.00	Small City state aid
101-33502	FEMA Grant	-	-	-			
	<b>TOTAL GRANTS AND STATE AID</b>	<b>\$ 1,023,407.00</b>	<b>\$ 1,216,369.99</b>	<b>\$ 1,192,083.00</b>	<b>\$ 1,355,814.00</b>	<b>\$ 1,526,751.00</b>	
101-34101	Office Space Rental	6,000.00	3,825.00	6,000.00	6,400.00	6,400.00	
101-34103	Zoning and Subdivision Fees	1,075.00	2,400.00	1,500.00	1,500.00	2,400.00	
101-34104	Plan Check Fee	12,000.00	15,738.35	12,600.00	14,000.00	16,000.00	
101-34107	Assessment Search Fees	1,000.00	410.00	1,050.00	550.00	550.00	
101-34111	Airport Leases	12,400.00	10,273.06	12,775.00	11,000.00	11,000.00	16 Lot Leases@\$675
101-34112	Other Leases	2,500.00	2,875.00	2,875.00	2,400.00	2,875.00	
101-34113	Rental Property Fee	300.00	370.00	315.00	100.00	400.00	
	<b>TOTAL CHARGES FOR SERVICES</b>	<b>\$ 35,275.00</b>	<b>\$ 35,891.41</b>	<b>\$ 37,115.00</b>	<b>\$ 35,950.00</b>	<b>\$ 39,625.00</b>	
101-34200	Police Administration Fee	500.00	540.00	525.00	500.00	550.00	
101-34201	Liaison - School Portion	-	-	-			
101-34202	Special Fire Protection Svcs	101,000.00	85,840.00	94,430.00	108,000.00	118,746.00	Fire Contracts Est-Final in Nov
101-34206	Public Works Service Charges	4,000.00	3,150.00	4,200.00	4,200.00	4,000.00	
101-34207	Impound Fees	250.00	700.00	263.00	250.00	700.00	
101-34208	Fire Calls	10,000.00	35,854.50	10,500.00	11,000.00	20,000.00	Fire Calls fees are increased
	<b>TOTAL PUBLIC SAFETY</b>	<b>\$ 115,750.00</b>	<b>\$ 126,084.50</b>	<b>\$ 109,918.00</b>	<b>\$ 123,950.00</b>	<b>\$ 143,996.00</b>	
101-34750	Other Charges	-	-	-			
101-34780	Park Fees	7,500.00	18,146.50	12,000.00	17,500.00	22,000.00	
	<b>TOTAL CULTURE AND RECREATION</b>	<b>\$ 7,500.00</b>	<b>\$ 18,146.50</b>	<b>\$ 12,000.00</b>	<b>\$ 17,500.00</b>	<b>\$ 22,000.00</b>	
101-34921	Airport Fuel Sales	9,000.00	17,728.56	12,500.00	15,799.00	19,000.00	
	<b>TOTAL OTHER CHARGES</b>	<b>\$ 9,000.00</b>	<b>\$ 17,728.56</b>	<b>\$ 12,500.00</b>	<b>\$ 15,799.00</b>	<b>\$ 19,000.00</b>	
101-35100	Court Fines	9,000.00	14,801.45	9,500.00	12,000.00	14,000.00	may decrease under the cannabis law
101-35102	Parking Fines	4,500.00	1,345.00	4,725.00	2,500.00	1,400.00	Fines have decreased
101-35105	Administrative Fines	775	60.00	814	500.00	500.00	Admin Fines have decreased
	<b>TOTAL FINES AND FORFEITS</b>	<b>\$ 14,275.00</b>	<b>\$ 16,206.45</b>	<b>\$ 15,039.00</b>	<b>\$ 15,000.00</b>	<b>\$ 15,900.00</b>	
	<b>**NOTE- ITEMS IN BLUE HAVE CHANGED FROM THE PRELIMINARY BUDGET</b>						



**CITY OF MILACA 2024 FINAL BUDGET**

GENERAL FUND REVENUE		2021	2022	2022	2023	2024	
		FINAL	FINAL	FINAL	FINAL	FINAL	
COA	Account Title	Budget	Actual 12/31/2022	Budget	BUDGET	BUDGET	NOTES
101-36100	Special Assessments	2,000.00	16,959.15	2,100.00	7,000.00	7,000.00	
101-36102	Penalties and Interest	250.00	358.19	263.00	250.00	300.00	
	<b>TOTAL SPECIAL ASSESSMENTS</b>	<b>\$ 2,250.00</b>	<b>\$ 17,317.34</b>	<b>\$ 2,363.00</b>	<b>\$ 7,250.00</b>	<b>\$ 7,300.00</b>	
101-36200	Miscellaneous Revenues	5,000.00	7,378.00	5,250.00	10,000.00	10,000.00	
101-36201	Unrealized Gain on Investment	-	-	-	-	-	
101-36202	Gain on Investment	-	-	-	-	-	
101-36204	Miscellaneous Refunds	6,000.00	15,561.33	6,300.00	10,000.00	10,000.00	
101-36207	Premium Paid on Investment	-	-	-	-	-	
101-36210	Interest Earnings	15,000.00	44,663.09	16,000.00	48,000.00	90,000.00	
101-36230	Contributions and Donations	10,000.00	100.00	15,750.00	10,000.00	10,000.00	
	<b>TOTAL MISCELLANEOUS REVENUES</b>	<b>\$ 36,000.00</b>	<b>\$ 67,702.42</b>	<b>\$ 43,300.00</b>	<b>\$ 78,000.00</b>	<b>\$ 120,000.00</b>	
101-38050	Cable TV Revenues	24,000.00	12,386.36	12,000.00	12,000.00	8,825.00	Revenue is down
	<b>TOTAL OTHER PROPRIETARY FUND</b>	<b>\$ 24,000.00</b>	<b>\$ 12,386.36</b>	<b>\$ 12,000.00</b>	<b>\$ 12,000.00</b>	<b>\$ 8,825.00</b>	
101-39100	Sale of Property	-	6,967.32	-	-	-	
101-39101	Sales of General Fixed Assets	-	-	-	-	-	
101-39105	Insurance Proceeds	-	1,160.24	-	-	-	
	<b>TOTAL OTHER FINANCING SOURCE</b>	<b>\$ -</b>	<b>\$ 8,127.56</b>	<b>\$ -</b>	<b>\$ -</b>	<b>\$ -</b>	
101-39203	Transfer from Other Fund	7,955.00	8,000.00	8,000.00	8,000.00	8,000.00	
101-39204	Transfer from Fire Dept Reserv	85,000.00	125,000.00	125,000.00	125,000.00	100,000.00	
101-39209	Transfer from Liquor	155,094.00	199,999.92	200,000.00	200,000.00	300,000.00	
	<b>TOTAL TRANSFERS FROM OTHER F</b>	<b>\$ 248,049.00</b>	<b>\$ 332,999.92</b>	<b>\$ 333,000.00</b>	<b>\$ 333,000.00</b>	<b>\$ 408,000.00</b>	
101-39300	Proceeds-Gen Long-term Debt	-	-	-	-	862,000.00	Bond proceeds for Street/Fire Truck
	<b>TOTAL PROCEEDS OF LONG TERM</b>	<b>\$ -</b>	<b>\$ -</b>	<b>\$ -</b>	<b>\$ -</b>	<b>862,000.00</b>	Street Project 3rd Ave & S River Road Street Project was cut down to lower the
	<b>TOTAL GENERAL FUND REVENUE</b>	<b>\$ 2,108,727.00</b>	<b>\$ 2,533,013.76</b>	<b>\$ 2,454,393.00</b>	<b>\$ 2,803,095.00</b>	<b>\$ 4,020,474.00</b>	





**CITY OF MILACA 2024 FINAL BUDGET**

GENERAL FUND EXPENDITURES		2021	2022	2022	2023	2024	NOTES
		FINAL	Current year	FINAL	FINAL	FINAL	
		Budget	Actual 12/31/22	Budget	BUDGET	BUDGET	
COA	COUNCIL						
101-41110-103	Part-Time Employees	13,200.00	11,800.00	13,200.00	13,200.00	13,200.00	
101-41110-121	PERA	-	-	-	-	-	
101-41110-122	FICA	-	190.05	-	250.00	200.00	
101-41110-201	Office Supplies	575.00	232.52	575.00	250.00	250.00	
101-41110-208	Training and Travel	-	-	-	-	-	
101-41110-217	Other Operating Supplies	150.00	517.06	150.00	250.00	250.00	
101-41110-351	Legal Notices Publishing	2,050.00	2,511.72	2,250.00	4,000.00	2,250.00	
101-41110-433	Dues and Subscriptions	3,250.00	30.00	3,200.00	3,500.00	3,000.00	
<b>Total Council</b>		<b>\$ 19,225.00</b>	<b>\$ 15,281.35</b>	<b>\$ 19,375.00</b>	<b>\$ 21,450.00</b>	<b>\$ 19,150.00</b>	
<b>PLANNING COMMISSION</b>							
101-41120-208	Training and Travel	-	-	-	-	-	
101-41120-308	Commission	500.00	700.00	500.00	3,600.00	1,000.00	
101-41120-352	General Notices and Pub Info	250.00	442.69	300.00	500.00	500.00	
101-41120-310	Other Professional Services	-	11,602.03	-	12,000.00	20,000.00	Stantec City Planner recheck in November
<b>Total Planning Commission</b>		<b>\$ 750.00</b>	<b>\$ 12,744.72</b>	<b>\$ 800.00</b>	<b>\$ 16,100.00</b>	<b>\$ 21,500.00</b>	
<b>CITY MANAGER</b>							
101-41310-101	Full-Time Regular	46,000.00	43,417.83	39,144.00	45,377.00	48,965.00	Allocated
101-41310-121	PERA	-	1,771.61	-	4,000.00	3,615.00	
101-41310-122	FICA	-	1,779.09	-	3,945.00	3,540.00	
101-41310-131	Employer Paid Health	-	1,497.00	-	3,425.00	9,741.00	
101-41310-132	Employer Paid Health Saving	-	675.00	-	1,350.00	1,200.00	
101-41310-133	Employer Paid Dental	-	102.30	-	225.00	2,250.00	
101-41310-134	Employer Paid Disability	-	193.98	-	287.00	600.00	
101-41310-201	Office Supplies	1,500.00	586.70	1,500.00	2,000.00	750.00	
101-41310-208	Training and Travel	2,000.00	2,292.70	2,000.00	2,750.00	3,000.00	
101-41310-212	Auto Expense (Fuel/Repair)	500.00	50.00	-	-	-	
101-41310-310	Other Professional Services	1,000.00	-	1,000.00	1,000.00	250.00	
101-41310-321	Telephone	600.00	600.00	600.00	600.00	-	
<b>Total City Manager</b>		<b>\$ 51,600.00</b>	<b>\$ 52,966.21</b>	<b>\$ 44,244.00</b>	<b>\$ 64,959.00</b>	<b>\$ 73,911.00</b>	
<b>ELECTIONS</b>							
101-41410-217	Other Operating Supplies	-	2,191.62	2,500.00	-	3,000.00	Pres Primary, Primary Election and General Ele
101-41410-437	Other Miscellaneous	-	212.72	-	-	250.00	
<b>Total Elections</b>		<b>\$ -</b>	<b>\$ 2,404.34</b>	<b>\$ 2,500.00</b>	<b>\$ -</b>	<b>\$ 3,250.00</b>	
<b>CITY TREASURER</b>							
101-41510-101	Full-Time Regular	53,315.00	51,669.67	55,577.00	53,315.00	57,790.00	Allocated across funds
101-41510-102	Overtime	-	698.97	-	1,000.00	750.00	
101-41510-121	PERA	-	1,854.88	-	5,455.00	4,406.00	
101-41510-122	FICA	-	1,883.42	-	5,564.00	4,320.00	
101-41510-131	Employer Paid Health	-	3,128.42	-	14,005.00	16,348.00	Allocated across funds
101-41510-132	Employer Paid Health Saving	-	2,025.00	-	6,000.00	6,000.00	
101-41510-133	Employer Paid Dental	-	147.78	-	225.00	225.00	
101-41510-134	Employer Paid Disability	-	211.28	-	610.00	610.00	
101-41510-201	Office Supplies	500.00	35.98	525.00	1,500.00	575.00	
101-41510-208	Training and Travel	750.00	820.00	1,500.00	1,500.00	500.00	
101-41510-240	Small Tools and Minor Equip	1,000.00	-	500.00	750.00	250.00	
101-41510-309	EDP, Software and Design	16,077.00	66.52	2,000.00	15,000.00	2,000.00	
<b>Total City Treasurer</b>		<b>\$ 71,642.00</b>	<b>\$ 62,541.92</b>	<b>\$ 60,102.00</b>	<b>\$ 104,924.00</b>	<b>\$ 93,774.00</b>	
<b>CONTRACTED SERVICES</b>							
101-41540-301	Auditing and Acctg Services	10,000.00	14,243.25	14,049.00	16,000.00	19,160.00	Allocated across funds-Federal Audit in 2024
101-41550-300	Professional Svcs-Assessor	10,600.00	13,712.00	13,551.00	14,000.00	14,000.00	
101-41610-304	Legal Fees	45,000.00	49,412.12	45,000.00	60,900.00	60,900.00	
<b>Total Contracted Services</b>		<b>\$ 65,600.00</b>	<b>\$ 77,367.37</b>	<b>\$ 72,600.00</b>	<b>\$ 90,900.00</b>	<b>\$ 94,060.00</b>	
<b>CITY HALL</b>							
101-41940-101	Full-Time Regular	24,829.00	43,036.59	41,703.00	35,786.00	48,806.00	Allocated across funds
101-41940-102	Overtime	-	248.60	-	500.00	250.00	
101-41940-121	PERA	17,350.00	12,214.99	22,405.00	2,528.00	2,528.00	
101-41940-122	FICA	17,694.00	20,283.65	35,922.00	2,579.00	2,579.00	
101-41940-131	Employer Paid Health	76,735.00	32,435.51	134,492.00	6,365.00	15,153.00	Allocated across funds
101-41940-132	Employer Paid Health Saving	36,000.00	29,737.33	59,250.00	2,400.00	2,400.00	
101-41940-133	Employer Paid Dental	4,949.00	3,439.73	6,048.00	4,210.00	4,210.00	
101-41940-134	Employer Paid Disability	4,500.00	3,472.74	5,818.00	294.00	294.00	
101-41940-151	Workers Comp Insurance Prem	15,000.00	42,014.00	59,215.00	44,115.00	35,712.00	6,302.10
101-41940-201	Office Supplies	2,500.00	2,889.33	2,625.00	3,000.00	3,250.00	
101-41940-217	Other Operating Supplies	2,000.00	1,971.31	2,500.00	3,000.00	2,500.00	
101-41940-225	Landscaping Materials	1,500.00	862.50	1,500.00	1,500.00	500.00	
101-41940-240	Small Tools and Minor Equip	11,500.00	10,364.55	17,000.00	15,000.00	5,000.00	
101-41940-306	Bank Fees/Charges	200.00	195.51	250.00	250.00	200.00	
101-41940-309	EDP, Software and Design	9,250.00	23,414.68	22,689.00	23,000.00	23,500.00	
101-41940-310	Other Professional Services	11,300.00	28,822.33	37,000.00	35,000.00	30,000.00	
101-41940-321	Telephone	3,750.00	1,821.35	3,500.00	3,500.00	3,500.00	
101-41940-322	Postage	1,800.00	2,037.68	3,000.00	3,500.00	2,500.00	
101-41940-361	Liability/Property	45,500.00	64,146.25	47,775.00	62,292.00	64,500.00	
101-41940-363	Automotive Ins	8,000.00	7,544.00	12,000.00	7,921.00	8,275.00	
101-41940-381	Utilities	12,500.00	10,358.83	15,625.00	18,000.00	17,000.00	
101-41940-401	Repairs/Maint Buildings	50,000.00	7,584.59	5,000.00	-	20,000.00	Carpet/Security Improvements
101-41940-433	Dues and Subscriptions	750.00	4,286.14	4,000.00	4,000.00	4,500.00	
101-41940-437	Other Miscellaneous	-	2,964.59	1,000.00	1,000.00	3,000.00	
101-41940-570	Office Equip and Furnishings	-	509.93	-	6,800.00	10,000.00	Council Members console redesign
<b>Total City Hall</b>		<b>\$ 357,607.00</b>	<b>\$ 356,656.71</b>	<b>\$ 540,317.00</b>	<b>\$ 286,540.00</b>	<b>\$ 310,157.00</b>	



**CITY OF MILACA 2024 FINAL BUDGET**

GENERAL FUND EXPENDITURES		2021	2022	2022	2023	2024	NOTES
		FINAL	Previous Year	FINAL	FINAL	FINAL	
		Budget	Actual 12/31/22	Budget	BUDGET	BUDGET	
COA	POLICE DEPARTMENT						
101-42110-101	Full-Time Regular	391,201.00	453,321.51	470,500.00	436,926.00	464,960.00	Contract not Settled
101-42110-102	Overtime	10,000.00	27,620.60	10,000.00	15,000.00	42,000.00	to Date 40,578.97
101-42110-108	Full-Time Clerical	39,206.00	34,907.14	41,787.00	43,472.00	49,109.00	Cross Trained for Water and Sewer
101-42110-110	Part-Time Police Officer	44,389.00	1,395.90	7,710.00	10,312.00	2,741.00	
101-42110-122	FICA	-	3,770.96	-	1,800.00	4,500.00	
101-42110-123	Police Pension Contributions	67,960.00	86,702.90	87,777.00	94,000.00	84,971.00	PERA Employer Cost 17.7%
101-42110-131	Employer Paid Health	-	79,796.54	-	120,336.00	108,611.00	
101-42110-132	Employer Paid Health Saving	-	16,500.00	-	33,000.00	30,000.00	
101-42110-133	Employer Paid Dental	-	1,667.16	-	3,501.00	1,800.00	
101-42110-134	Employer Paid Disability	-	1,757.36	-	4,485.00	2,000.00	
101-42110-142	Unemployment Benefit Payments	-	-	-	-	-	
101-42110-201	Office Supplies	2,200.00	1,295.86	1,750.00	1,750.00	1,500.00	
101-42110-208	Training and Travel	6,000.00	3,391.79	5,000.00	3,000.00	5,000.00	
101-42110-212	Auto Expense (Fuel/Repair)	17,500.00	36,720.37	24,500.00	34,500.00	39,000.00	
101-42110-221	Equipment Parts/Repairs	2,500.00	16.48	1,500.00	5,000.00	1,500.00	
101-42110-226	Radio Repair	750.00	-	785.00	750.00	750.00	
101-42110-240	Small Tools and Minor Equip	15,519.98	20,158.49	15,520.00	10,000.00	7,500.00	
101-42110-242	PD Reserve Purchase	-	-	-	-	-	
101-42110-305	Medical and Dental Fees	1,500.00	169.00	750.00	750.00	750.00	
101-42110-309	EDP, Software and Design	12,365.00	11,422.34	13,000.00	13,000.00	16,000.00	
101-42110-310	Other Professional Services	4,000.00	5,068.89	4,200.00	6,000.00	6,000.00	
101-42110-321	Telephone	7,500.00	9,005.24	8,000.00	9,000.00	8,000.00	
101-42110-343	Other Advertising	250.00	-	100.00	250.00	100.00	
101-42110-381	Utilities	-	-	-	-	-	
101-42110-434	Uniforms	4,000.00	11,349.03	7,000.00	8,500.00	7,750.00	1000 per officer
101-42110-437	Other Miscellaneous	3,000.00	2,422.93	2,100.00	3,000.00	1,000.00	
101-42110-550	Motor Vehicles	45,000.00	-	-	-	82,954.00	Squad and squad equipment USE State Aid
101-42110-580	Other Equipment	-	42.99	-	63,000.00	49,815.00	Use state aid Radio upgrade to new system LETG r
<b>Total Police Department</b>		<b>\$ 743,415.98</b>	<b>\$ 808,503.48</b>	<b>\$ 701,979.00</b>	<b>\$ 921,332.00</b>	<b>\$ 1,018,311.00</b>	<b>\$ 96,979.00</b>
<b>FIRE DEPARTMENT</b>		<b>2021</b>	<b>2022</b>	<b>2022</b>	<b>2023</b>	<b>2024</b>	
101-42280-103	Part-Time Employees	43,000.00	54,800.00	54,750.00	58,750.00	67,525.00	\$25 per call & \$25 per Drill Effec 1/1/2024
101-42280-122	FICA	3,300.00	4,192.26	4,188.00	4,494.00	5,165.00	
101-42280-142	Unemployment Benefit Payments	-	-	-	-	-	
101-42280-151	Worker s Comp Insurance Prem	25,000.00	15,285.00	20,000.00	16,049.00	14,200.00	
101-42280-201	Office Supplies	500.00	206.55	250.00	250.00	250.00	
101-42280-208	Training and Travel	7,000.00	14,572.63	10,500.00	15,000.00	15,000.00	
101-42280-212	Auto Expense (Fuel/Repair)	5,000.00	17,313.40	7,500.00	10,525.00	18,000.00	
101-42280-217	Other Operating Supplies	4,500.00	2,459.31	4,500.00	2,500.00	2,500.00	
101-42280-221	Equipment Parts/Repairs	10,000.00	9,249.48	8,500.00	8,500.00	9,500.00	
101-42280-226	Radio Repair	1,500.00	6,706.51	1,000.00	6,000.00	6,000.00	
101-42280-240	Small Tools and Minor Equip	8,500.00	-	8,500.00	8,500.00	8,500.00	
101-42280-241	Reserve Purchase	16,755.00	23,984.68	20,000.00	88,750.00	500,000.00	Fire Truck-Spend down of Reserves/Twsp's share c
101-42280-305	Medical and Dental Fees	3,500.00	3,461.00	3,500.00	3,500.00	3,500.00	
101-42280-309	EDP, Software and Design	700.00	776.24	250.00	700.00	3,000.00	
101-42280-310	Other Professional Services	6,500.00	4,874.71	6,500.00	6,500.00	6,500.00	
101-42280-321	Telephone	3,000.00	2,419.60	3,000.00	3,000.00	3,500.00	
101-42280-361	Liability/Property	1,500.00	1,900.00	2,000.00	1,995.00	5,000.00	2023 \$4,604.33
101-42280-363	Automotive Ins	3,000.00	2,464.00	3,000.00	2,797.00	3,500.00	Increase due to new equipment
101-42280-381	Utilities	17,500.00	15,396.18	21,875.00	25,000.00	16,000.00	
101-42280-384	Refuse/Garbage Disposal	350.00	300.00	350.00	350.00	350.00	
101-42280-401	Repairs/Maint Buildings	5,750.00	10.00	7,500.00	7,500.00	7,500.00	
101-42280-433	Dues and Subscriptions	1,300.00	699.25	1,300.00	1,000.00	1,000.00	
101-42280-434	Uniforms	3,100.00	10,467.10	3,100.00	3,000.00	20,000.00	25 Fire Fighters
101-42280-437	Other Miscellaneous	350.00	5,755.42	2,500.00	5,000.00	6,000.00	
101-42280-520	Buildings and Structures	-	460.00	-	30,000.00	30,000.00	Bldg Repairs that were not completed in 2023
101-42280-530	Improv Other Than Bldgs	-	91,520.60	79,000.00	-	-	
101-42280-580	Other Equipment	-	-	250.00	-	25,000.00	Rescue Truck if they get the FEMA Grant
<b>Total Fire Department</b>		<b>\$ 171,605.00</b>	<b>\$ 289,273.92</b>	<b>\$ 273,813.00</b>	<b>\$ 309,660.00</b>	<b>\$ 777,490.00</b>	
<b>BUILDING INSPECTIONS</b>							
101-42400-300	Professional Srvs	48,100.00	33,192.60	45,000.00	33,000.00	45,000.00	Contracted Services-
101-42400-310	Other Professional Services	-	-	-	-	-	
101-42400-437	Other Miscellaneous	-	1,255.89	-	-	-	
<b>Total Building Inspections</b>		<b>\$ 49,425.00</b>	<b>\$ 34,448.49</b>	<b>\$ 45,000.00</b>	<b>\$ 33,000.00</b>	<b>\$ 45,000.00</b>	



**CITY OF MILACA 2024 FINAL BUDGET**

GENERAL FUND EXPENDITURES		2021	2022	2022	2023	2024	NOTES
		FINAL	Current year	FINAL	FINAL	FINAL	
		Budget	Actual 12/31/22	Budget	BUDGET	BUDGET	
COA	PUBLIC WORKS DEPARTMENT						
101-43000-101	Full-Time Regular	66,817.00	65,220.81	64,925.00	76,011.00	79,574.00	
101-43000-102	Overtime	5,575.00	2,604.18	5,850.00	6,000.00	7,500.00	
101-43000-104	Temp-Summer Help	1,200.00	6,701.88	9,900.00	25,200.00	9,954.00	
101-43000-121	PERA	-	2,759.81	-	4,445.00	5,811.00	
101-43000-122	FICA	-	2,922.62	-	4,694.00	6,087.00	
101-43000-131	Employer Paid Health	-	6,752.40	-	19,500.00	23,309.00	
101-43000-132	Employer Paid Health Saving	-	3,300.00	-	6,600.00	14,500.00	
101-43000-133	EMPLOYER PAID DENTAL	-	272.88	-	600.00	600.00	
101-43000-134	Employer Paid Disability	-	271.31	-	589.00	589.00	
101-43000-135	Employer Paid Life	-	-	-	85.00	85.00	
101-43000-208	Training and Travel	250.00	567.28	250.00	400.00	1,000.00	
101-43000-212	Auto Expense (Fuel/Repair)	15,000.00	26,868.52	18,225.00	30,325.00	35,000.00	
101-43000-215	Shop Supplies	4,500.00	441.47	2,500.00	1,500.00	2,500.00	
101-43000-216	Chemicals and Chem Products	8,500.00	19,681.25	8,500.00	20,000.00	20,000.00	
101-43000-217	Other Operating Supplies	8,000.00	4,557.30	5,000.00	5,000.00	5,000.00	
101-43000-221	Equipment Parts/Repairs	25,000.00	17,555.41	25,000.00	25,000.00	25,000.00	
101-43000-226	Radio Repair	-	-	-	-	-	
101-43000-230	Safety	2,500.00	1,354.91	2,625.00	2,500.00	2,500.00	
101-43000-240	Small Tools and Minor Equip	3,000.00	3,006.18	3,000.00	3,000.00	4,000.00	
101-43000-241	Reserve Purchase	-	-	-	23,000.00	-	
101-43000-303	Engineering Fees	5,000.00	2,789.72	5,000.00	5,000.00	5,000.00	
101-43000-305	Medical and Dental Fees	350.00	400.00	500.00	500.00	500.00	
101-43000-309	EDP, Software and Design	750.00	1,038.47	750.00	1,000.00	2,000.00	
101-43000-310	Other Professional Services	15,000.00	5,484.91	15,750.00	20,000.00	20,000.00	
101-43000-311	Snow Removal	6,500.00	5,925.00	6,500.00	7,000.00	7,000.00	
101-43000-312	Compost	2,400.00	1,900.00	2,400.00	3,000.00	3,000.00	
101-43000-321	Telephone	4,500.00	4,466.57	4,500.00	7,000.00	7,000.00	
101-43000-380	Street Lights	82,224.87	35,692.08	42,000.00	47,000.00	40,000.00	
101-43000-381	Utilities	15,000.00	16,808.13	18,750.00	20,000.00	20,000.00	
101-43000-384	Refuse/Garbage Disposal	1,500.00	-	1,500.00	500.00	500.00	
101-43000-401	Repairs/Maint Buildings	1,750.00	272.52	1,500.00	3,000.00	3,000.00	
101-43000-403	Repairs/Maint Streets	118,000.00	119,482.62	100,000.00	175,000.00	50,000.00	Sealcoating, Pave alleys
101-43000-433	Dues and Subscriptions	175.00	331.75	250.00	250.00	250.00	
101-43000-434	Uniforms	1,200.00	5,478.12	4,500.00	5,000.00	5,500.00	
101-43000-520	Buildings and Structures	-	-	-	-	20,000.00	Replace boiler with gas heat
101-43000-530	Improv Other Than Bldgs/Streets, etc.	-	-	-	-	760,000.00	Council- Streets will be S River Dr and 3rd
101-43000-580	Other Equipment	-	-	-	12,000.00	-	Phil Gravels revised estimate is 760,000
<b>Total Public Works Department</b>		<b>\$ 394,691.87</b>	<b>\$ 364,908.10</b>	<b>\$ 349,675.00</b>	<b>\$ 560,699.00</b>	<b>\$ 1,186,759.00</b>	
<b>PARKS</b>							
101-45200-101	Full-Time Regular	68,354.00	64,851.06	64,925.00	71,727.00	77,111.00	
101-45200-102	Overtime	500.00	2,604.13	900.00	1,500.00	1,500.00	
101-45200-104	Temp-Summer Help	8,000.00	10,577.93	16,620.00	25,200.00	9,954.00	
101-45200-109	Temp-Trail Maintenance	-	369.75	-	-	-	
101-45200-121	PERA	-	2,759.81	-	5,380.00	6,000.00	
101-45200-122	FICA	-	3,241.79	-	7,418.00	7,850.00	
101-45200-131	Employer Paid Health	-	6,752.40	-	19,500.00	23,309.00	
101-45200-132	Employer Paid Health Saving	-	3,300.00	-	6,600.00	6,600.00	
101-45200-133	Employer Paid Dental	-	272.88	-	600.00	600.00	
101-45200-134	Employer Paid Disability	-	282.97	-	589.00	589.00	
101-45200-208	Training and Travel	-	150.00	-	-	-	
101-45200-212	Auto Expense (Fuel/Repair)	4,050.00	3,847.08	5,000.00	5,000.00	5,000.00	
101-45200-215	Shop Supplies	2,000.00	63.28	1,500.00	500.00	500.00	
101-45200-216	Chemicals and Chem Products	1,500.00	-	2,000.00	2,000.00	2,000.00	
101-45200-221	Equipment Parts/Repairs	3,000.00	7,853.22	3,000.00	5,000.00	5,000.00	
101-45200-225	Landscaping Materials	2,500.00	2,258.92	3,000.00	3,000.00	3,000.00	
101-45200-240	Small Tools and Minor Equip	2,000.00	1,148.26	2,500.00	2,500.00	2,500.00	
101-45200-241	Reserve Purchase	-	101.76	-	-	-	
101-45200-309	EDP, Software and Design	400.00	-	350.00	350.00	350.00	
101-45200-310	Other Professional Services	1,500.00	7,825.65	6,000.00	6,000.00	6,000.00	
101-45200-321	Telephone	-	-	-	-	-	
101-45200-381	Utilities	2,800.00	3,495.22	3,500.00	7,000.00	7,000.00	
101-45200-384	Refuse/Garbage Disposal	700.00	2,296.19	2,500.00	3,000.00	3,000.00	
101-45200-401	Repairs/Maint Buildings	10,000.00	9,462.01	10,500.00	10,500.00	10,500.00	
101-45200-415	Other Equipment Rentals	500.00	2,396.20	2,025.00	2,500.00	2,500.00	
101-45200-434	Uniforms	-	110.47	-	-	-	
101-45200-437	Other Miscellaneous	3,000.00	9,271.71	4,500.00	4,500.00	6,900.00	
101-45200-520	Buildings and Structures	-	421.30	-	-	-	
101-45200-530	Improv Other Than Bldgs	-	1,143.25	-	10,000.00	25,000.00	Paving using 6,726.61 of park imprv reserve
101-45200-580	Other Equipment	-	4,319.00	-	60,000.00	-	
<b>Total Parks Department</b>		<b>\$ 110,804.00</b>	<b>\$ 151,545.99</b>	<b>\$ 128,820.00</b>	<b>\$ 260,364.00</b>	<b>\$ 212,763.00</b>	



**CITY OF MILACA 2024 FINAL BUDGET**

GENERAL FUND EXPENDITURES		2021	2022	2022	2023	2024	NOTES
		Final		Final	FINAL	FINAL	
COA	SEASONAL EMPLOYEES	Budget	Actual 12/31/22	Budget	BUDGET	BUDGET	
101-45210-105	Temp-Winter Help	4,000.00	-	4,000.00	4,000.00	4,000.00	
101-45210-122	FICA	-	-	-	-	-	
<b>Total Recreation Winter Temp Employees</b>		<b>\$ 4,000.00</b>	<b>\$ -</b>	<b>\$ 4,000.00</b>	<b>\$ 4,000.00</b>	<b>\$ 4,000.00</b>	
<b>LIBRARY</b>							
101-45500-217	Other Operating Supplies	650.00	594.40	650.00	700.00	600.00	
101-45500-240	Small Tools and Minor Equip	-	-	-	-	-	
101-45500-310	Other Professional Services	7,560.00	5,006.53	5,000.00	5,500.00	5,500.00	
101-45500-321	Telephone	750.00	538.19	500.00	500.00	600.00	
101-45500-381	Utilities	13,500.00	16,585.30	16,875.00	18,000.00	16,000.00	
101-45500-401	Repairs/Maint Buildings	4,000.00	2,331.29	2,000.00	2,000.00	4,000.00	
101-45500-437	Other Miscellaneous	500.00	6.16	500.00	500.00	250.00	
101-45500-530	Improv Other Than Bldgs	-	15,300.00	20,000.00	-	-	
<b>Total Library</b>		<b>\$ 26,960.00</b>	<b>\$ 40,361.87</b>	<b>\$ 45,525.00</b>	<b>\$ 27,200.00</b>	<b>\$ 26,950.00</b>	
<b>SENIOR CENTER</b>							
101-49010-310	Other Professional Services	250.00	-	-	-	-	
101-49010-361	Liability/Property	350.00	542.00	365.00	569.00	600.00	
101-49010-381	Utilities	2,500.00	2,944.23	3,125.00	3,600.00	3,600.00	
101-49010-401	Repairs/Maint Buildings	3,000.00	3,292.91	5,000.00	5,000.00	3,500.00	
101-49010-437	Other Miscellaneous	250.00	-	-	250.00	500.00	
<b>Total Senior Center</b>		<b>\$ 6,350.00</b>	<b>\$ 6,779.14</b>	<b>\$ 8,490.00</b>	<b>\$ 9,419.00</b>	<b>\$ 8,200.00</b>	
<b>MISC</b>							
101-49200-450	Unallocated	3,100.00	3,564.64	3,100.00	3,100.00	3,100.00	Inititive Foundation
101-49200-730	Transfer to Other Fund	31,316.00	31,316.00	31,316.00	-	31,316.00	Lease
<b>Total Unallocated</b>		<b>\$ 34,416.00</b>	<b>\$ 34,880.64</b>	<b>\$ 34,416.00</b>	<b>\$ 3,100.00</b>	<b>\$ 34,416.00</b>	
<b>AIRPORT</b>							
101-49810-101	Full-Time Regular	33,672.00	34,317.48	32,463.00	28,964.00	35,519.00	
101-49810-102	Overtime	-	1,302.04	-	1,000.00	1,000.00	
101-49810-104	Temp-Summer Help	-	986.37	1,800.00	-	1,000.00	
101-49810-121	PERA	-	1,379.87	-	2,690.00	2,895.00	
101-49810-122	FICA	-	1,353.86	-	2,904.00	3,125.00	
101-49810-131	Employer Paid Health	-	3,375.84	-	9,750.00	11,655.00	Allocated across funds
101-49810-132	Employer Paid Health Saving	-	1,650.00	-	3,300.00	1,700.00	
101-49810-133	Employer Paid Dental	-	136.44	-	295.00	295.00	
101-49810-134	Employer Paid Disability	-	141.58	-	295.00	295.00	
101-49810-212	Auto Expense (Fuel/Repair)	1,000.00	1,582.50	3,000.00	3,000.00	1,750.00	
101-49810-217	Other Operating Supplies	1,500.00	729.95	1,000.00	500.00	800.00	
101-49810-221	Equipment Parts/Repairs	2,000.00	1,908.94	1,800.00	2,000.00	2,000.00	
101-49810-270	Fuel for Resale	6,500.00	26,414.10	12,500.00	15,000.00	15,000.00	
101-49810-310	Other Professional Services	4,000.00	53,159.25	4,500.00	5,000.00	3,795.00	Airport Fees Bolton Menk- City Share of grant
101-49810-321	Telephone	1,200.00	2,077.96	1,200.00	1,300.00	3,000.00	
101-49810-361	Liability/Property	2,700.00	868.00	2,700.00	2,000.00	1,000.00	
101-49810-363	Automotive Ins	500.00	-	500.00	500.00	500.00	
101-49810-381	Utilities	4,500.00	3,124.85	5,625.00	6,000.00	3,500.00	
101-49810-401	Repairs/Maint Buildings	3,000.00	65.43	2,500.00	3,000.00	1,500.00	
101-49810-421	Credit Card/Bank Fees	1,800.00	1,667.38	1,800.00	1,200.00	1,800.00	
101-49810-437	Other Miscellaneous	500.00	616.14	750.00	750.00	750.00	
101-49810-510	Land	-	-	-	-	-	
101-49810-530	Improv Other Than Bldgs	12,500.00	138,019.46	12,700.00	-	17,800.00	95% Grant Pave access road and Parking lot
101-49810-580	Other Equipment	-	-	2,200.00	-	4,200.00	90 % Grant Field Roller and blower & Mower
<b>Total Airport</b>		<b>\$ 75,372.00</b>	<b>\$ 274,877.44</b>	<b>\$ 87,038.00</b>	<b>\$ 89,448.00</b>	<b>\$ 114,879.00</b>	
<b>TOTAL GENERAL FUND EXPENDITURES</b>		<b>\$ 2,183,463.85</b>	<b>\$ 2,585,541.69</b>	<b>\$ 2,418,694.00</b>	<b>\$ 2,803,095.00</b>	<b>\$ 4,044,570.00</b>	
<b>EXCESS (DEFICIT) GENERAL FUND</b>		<b>\$ (74,736.85)</b>	<b>\$ (52,527.93)</b>	<b>\$ 35,699.00</b>	<b>\$ -</b>	<b>\$ (24,096.00)</b>	



CITY OF MILACA 2024 FINAL BUDGET								
SPECIAL REVENUE FUNDS		2021	2022	2022	2023	2024	NOTES	
		Prior year	Current year	Current year	FINAL	FINAL		
		Budget	Actual	Budget	BUDGET	BUDGET		
<b>ECONOMIC DEVELOPMENT FUND</b>								
200-33160	Other Grants/Gifts	-	-	-				
200-36100	Special Assessments	-	-	-				
200-36102	Penalties and Interest	-	-	-				
200-36200	Miscellaneous Revenues	-	-	-				
200-36203	Contract Interest	-	-	-				
200-36210	Interest Earnings	-	207.19	100.00	1,000.00			
200-39100	Sale of Property	-	68,945.50	-				
200-39201	Transfer from General Fund	-	-	-				
200-39203	Transfer from Other Fund	-	-	-				
	<b>TOTAL REVENUE</b>	-	<b>69,152.69</b>	<b>100.00</b>	<b>1,000.00</b>	-		
200-46500-208	Training and Travel	-	-	-				
200-46500-310	Other Professional Services	-	-	-				
200-46500-322	Postage	-	-	-				
200-46500-343	Other Advertising	-	-	-				
200-46500-433	Dues and Subscriptions	-	-	-				
200-46500-437	Other Miscellaneous	-	-	1,000.00				
200-46500-510	Land	-	-	-				
200-46500-520	Buildings and Structures	-	-	-				
200-46500-610	Interest Expense	-	-	-				
200-46500-730	Transfer to Other Fund	-	-	-				
	<b>TOTAL EXPENDITURE</b>	-	-	<b>1,000.00</b>	-	-		
	<b>NET EXCESS (DEFICIT)</b>	-	<b>69,152.69</b>	<b>(900.00)</b>	<b>1,000.00</b>	-		
<b>CHARITABLE GAMBLING FUND</b>								
208-36210	Interest Earnings	0	935.65	650	850	1000		
208-36240	Charitable Gambling Tax	27,500.00	25,572.10	27,500.00	27,500.00	25,600.00		
	<b>TOTAL REVENUE</b>	<b>27,500.00</b>	<b>26,507.75</b>	<b>28,150.00</b>	<b>28,350.00</b>	<b>26,600.00</b>		
	<b>Historical Society</b>							
208-45600-310	Other Professional Services	500	73.81	500	75	75		
208-45600-381	Utilities	4,000.00	4,730.56	4,000.00	5,575.00	5,575.00		
208-45600-401	Repairs/Maint Buildings	7,000.00	4,132.29	26,100.00	5,000.00	5,800.00		
208-45600-437	Other Miscellaneous	1,000.00	537.78	1,000.00	1,000.00	1,000.00		
208-45600-530	Improv Other Than Bldgs	0	0	0				
	<b>Recreation</b>							
208-49020-406	Trail Maintenance	3,000.00	5,553.34	3,000.00	4,000.00	6,000.00		
208-49020-700	Transfer to General Fund	7,955.00	8,000.00	8,000.00	8,000.00	8,000.00		
	<b>TOTAL EXPENDITURES</b>	<b>23,455.00</b>	<b>23,066.73</b>	<b>42,600.00</b>	<b>23,650.00</b>	<b>26,450.00</b>		
	<b>NET EXCESS (DEFICIT)</b>	<b>4,045.00</b>	<b>3,441.02</b>	<b>-14,450.00</b>	<b>4,700.00</b>	<b>150.00</b>		
<b>FIRE DEPARTMENT RESERVE FUND</b>								
210-36200	Miscellaneous Revenues	0	0	0				
210-36210	Interest Earnings	0	1927.35	150	600.00	850.00		
210-36230	Contributions and Donations	85,000.00	122,000.00	125,000.00	125,000.00	100,000.00		
	<b>TOTAL REVENUE</b>	<b>85,000.00</b>	<b>123,927.35</b>	<b>125,150.00</b>	<b>125,600.00</b>	<b>100,850.00</b>		
210-42280-700	Transfer to General Fund	85,000.00	0	125,000.00	125,000.00	100,000.00		
	<b>TOTAL EXPENDITURES</b>	<b>85,000.00</b>	<b>0.00</b>	<b>125,000.00</b>	<b>125,000.00</b>	<b>100,000.00</b>		
	<b>NET EXCESS (DEFICIT)</b>	<b>0.00</b>	<b>123,927.35</b>	<b>150.00</b>	<b>600.00</b>	<b>850.00</b>		
<b>REVOLVING LOAN FUND</b>								
212-36200	Miscellaneous Revenues	0	0	0				
212-36210	Interest Earnings	450	796.63	450	800	800		
212-39300	Proceeds-Gen Long-term Debt	0	0	0				
	<b>TOTAL REVENUE</b>	<b>450</b>	<b>796.63</b>	<b>450</b>	<b>800</b>	<b>800</b>		
212-47000-602	Loan Payment	0	0	0				
212-49000-437	Other Miscellaneous	0	0	0				
212-49000-603	Short-Term Debt Principal	0	6,666.72	6,667.00	5,555.00			
	<b>TOTAL EXPENDITURE</b>	<b>0.00</b>	<b>6,666.72</b>	<b>6,667.00</b>	<b>5,555.00</b>	<b>0.00</b>		
	<b>NET EXCESS (DEFICIT)</b>	<b>450.00</b>	<b>-5,870.09</b>	<b>-6,217.00</b>	<b>-4,755.00</b>	<b>800.00</b>		
<b>DWI DRUG FORFEITURE FUND</b>								
213-35200	DWI Forfeits	0	2,465.00	3,000.00			Funds have been split up into separate funds	
213-35201	Drug Forfeits	0	3,072.75	8,000.00				
213-35202	Fleeing Forfeits	0	0	1,500.00				
213-36210	Interest Earnings	0	164.21	100				
	<b>TOTAL REVENUE</b>	<b>0.00</b>	<b>5,701.96</b>	<b>12,600.00</b>	<b>0.00</b>	<b>0.00</b>		
213-42110-243	Tools/Equip-Drug Forfeiture	0	5748.82	0				
213-42110-244	Tools/Equip-DWI Forfeiture	0	137.00	0				
213-42110-314	Prof Fees-Drug Forfeiture	0	0	0				
213-42110-315	Prof Fees-DWI Forfeiture	0	0	0				
213-42110-316	Legal Fees-Drug Forfeiture	0	0	0				
213-42110-317	Legal Fees-DWI Forfeiture	0	0	0				
213-42110-318	Legal Fees - Fleeing	0	0	0				
213-42110-319	Professional Srv - Fleeing	0	0	0				
213-42110-437	Other Miscellaneous	0	0	0				
	<b>TOTAL EXPENDITURE</b>	<b>0</b>	<b>5885.82</b>	<b>0</b>	<b>0</b>	<b>0</b>		
	<b>NET EXCESS (DEFICIT)</b>	<b>0.00</b>	<b>-183.86</b>	<b>12,600.00</b>	<b>0.00</b>	<b>0.00</b>		



**CITY OF MILACA 2024 FINAL BUDGET**

		2021	2022	2022	2023	2024	NOTES
SPECIAL REVENUE FUNDS		Prior year	Current year	Current year	FINAL	FINAL	
		Budget	Actual	Budget	BUDGET	BUDGET	
<b>EVENTS FUND</b>							
215-33160	Other Grants/Gifts	0	500	0			
215-34755	City Event Charges	3,000.00	3,180.00	3,000.00			
215-36210	Interest Earnings	0	219.96	0	45.00	45.00	
215-36230	Contributions and Donations	4,200.00	6,250.00	5,000.00	6,000.00		
215-39203	Transfer from Other Fund	1,500.00	36,500.00	36,500.00	11,500.00	11,500.00	
	<b>TOTAL REVENUE</b>	<b>8,700.00</b>	<b>46,649.96</b>	<b>44,500.00</b>	<b>17,545.00</b>	<b>11,545.00</b>	
215-49000-101	Wages		5,852.72		3,000.00		
215-49000-102	Overtime		5,884.13		2,000.00		
215-49000-201	Office Supplies	100	12.17	75	100.00	50.00	
215-49000-217	Other Operating Supplies	100	2,797.87	2,000.00	2,000.00	100.00	
215-49000-310	Other Professional Services	1,000.00	13,833.00	1,000.00	1,500.00	8,000.00	
215-49000-343	Other Advertising	100	3526.16	100	700.00	500.00	
215-49000-421	Credit Card/Bank Fees	50	0	50			
215-49000-437	Other Miscellaneous	500	15,663.14	500	500.00	2,895.00	
	<b>TOTAL EXPENDITURE</b>	<b>2000</b>	<b>47,569.19</b>	<b>3875</b>	<b>9,800.00</b>	<b>11,545.00</b>	
	<b>NET EXCESS (DEFICIT)</b>	<b>6,700.00</b>	<b>-919.23</b>	<b>40,625.00</b>	<b>7,745.00</b>	<b>0.00</b>	
<b>PARK IMPROVEMENT FUND</b>							
216-36210	Interest Earnings	4,500.00	2426.87	3,000.00	2,500.00	2,500.00	
216-36230	Contributions and Donations	0	300.00	0	0.00	0.00	
216-39203	Transfer from Other Fund	0	100,000.00	0	0.00	0.00	
	<b>TOTAL REVENUE</b>	<b>4,500.00</b>	<b>102,726.87</b>	<b>3,000.00</b>	<b>2,500.00</b>	<b>2,500.00</b>	
216-41940-580	Other Equipment	0	0	0	0.00	0.00	
216-42110-530	Improv Other Than Bldgs	0	0	0	0.00	0.00	
216-42110-580	Other Equipment	0	0	0	0.00	0.00	
216-42280-240	Small Tools and Minor Equip	0	0	0	0.00	0.00	
216-42280-580	Other Equipment	0	0	0	0.00	0.00	
216-45200-240	Small Tools and Minor Equip	0	0	0	0.00	0.00	
216-45200-401	Repairs/Maint Buildings	0	0	0	0.00	0.00	
216-45200-437	Other Miscellaneous	0	0	0	0.00	0.00	
216-45200-520	Buildings and Structures	0	0	0	0.00	0.00	
216-45200-530	Improv Other Than Bldgs	0	38,127.00	30,000.00	9,000.00		Consider spending money for the shelter in Trimb
216-45200-580	Other Equipment	0	0	0	0.00	0.00	
216-46500-437	Other Miscellaneous	0	0	0	0.00	0.00	
216-46500-730	Transfer to Other Fund	0	0	0	0.00	0.00	
	<b>TOTAL EXPENDITURE</b>	<b>-</b>	<b>38,127.00</b>	<b>30,000.00</b>	<b>9,000.00</b>	<b>0</b>	
	<b>NET EXCESS (DEFICIT)</b>	<b>4,500.00</b>	<b>64,599.87</b>	<b>-27,000.00</b>	<b>-6,500.00</b>	<b>2,500.00</b>	
<b>PARK IMPROVEMENT FUND II</b>							
217-36210	Interest Earnings	3,500.00	1755.83	1,900.00	1,900.00	1,900.00	
217-36230	Contributions and Donations	0	0	0	0.00	0.00	
217-39203	Transfer from Other Fund	0	0	0	0.00	0.00	
	<b>TOTAL REVENUE</b>	<b>3,500.00</b>	<b>1,755.83</b>	<b>1,900.00</b>	<b>1,900.00</b>	<b>1,900.00</b>	
217-45200-520	Buildings and Structures	0	0	0	0.00	0.00	
217-45200-530	Improv Other Than Bldgs	0	0	0	0.00	0.00	
217-45200-580	Other Equipment	0	0	0	0.00	0.00	
217-45200-730	Transfer to Other Fund	2,500.00	12,500.00	12,500.00	11,500.00	11,500.00	See Transfers
	<b>TOTAL EXPENDITURE</b>	<b>2,500.00</b>	<b>12,500.00</b>	<b>12,500.00</b>	<b>11,500.00</b>	<b>11,500.00</b>	
	<b>NET EXCESS (DEFICIT)</b>	<b>1,000.00</b>	<b>-10,744.17</b>	<b>-10,600.00</b>	<b>-9,600.00</b>	<b>-9,600.00</b>	
<b>VETERANS MEMORIAL</b>							
218-36200	Miscellaneous Revenues	0	0	0	0.00	0.00	
218-36210	Interest Earnings	200	8.42	100	100.00	100.00	
218-36230	Contributions and Donations	0	3,300.00	3,000.00	0.00	0.00	
	<b>TOTAL REVENUE</b>	<b>200.00</b>	<b>3,308.42</b>	<b>3,100.00</b>	<b>100.00</b>	<b>100.00</b>	
218-41550-300	Professional Svcs	0	0	0	0.00	0.00	
218-45200-730	Transfer to Other Fund	0	100,000.00	0	0.00	0.00	
218-45600-381	Utilities	0	0	0	0.00	0.00	
218-49000-303	Engineering Fees	3,000.00	0	0	0.00	0.00	
218-49000-381	Utilities	0	0	1,000.00	0.00	0.00	
218-49000-437	Other Miscellaneous	0	728.71	1,000.00	0.00	100.00	
218-49000-530	Improv Other Than Bldgs	0	5,000.00	1,000.00	0.00	0.00	
	<b>TOTAL EXPENDITURE</b>	<b>3,000.00</b>	<b>105,728.71</b>	<b>3,000.00</b>	<b>0.00</b>	<b>100.00</b>	
	<b>NET EXCESS (DEFICIT)</b>	<b>-2,800.00</b>	<b>-102,420.29</b>	<b>100.00</b>	<b>100.00</b>	<b>0.00</b>	
<b>GRAND TOTAL REVENUE ALL FUNDS</b>						<b>144,295.00</b>	
<b>GRAND TOTAL EXPEDITURES ALL FUNDS</b>						<b>149,595.00</b>	
<b>SPECIAL REVENUE ALL FUNDS- NET EXCESS (DEFICIT)</b>						<b>\$ (5,300.00)</b>	



**CITY OF MILACA 2024 FINAL BUDGET**

SPECIAL REVENUE FUNDS		2021	2022	2022	2023	2024	NOTES
		Prior year	Current year	Current year	FINAL	FINAL	
		Budget	Actual	Budget	BUDGET	BUDGET	
<b>ECONOMIC DEVELOPMENT FUND</b>							
200-33160	Other Grants/Gifts	-	-	-	-	-	
200-36100	Special Assessments	-	-	-	-	-	
200-36102	Penalties and Interest	-	-	-	-	-	
200-36200	Miscellaneous Revenues	-	-	-	-	-	
200-36203	Contract Interest	-	-	-	-	-	
200-36210	Interest Earnings	-	207.19	100.00	1,000.00	-	
200-39100	Sale of Property	-	68,945.50	-	-	-	
200-39201	Transfer from General Fund	-	-	-	-	-	
200-39203	Transfer from Other Fund	-	-	-	-	-	
	<b>TOTAL REVENUE</b>	-	<b>69,152.69</b>	<b>100.00</b>	<b>1,000.00</b>	-	
200-46500-208	Training and Travel	-	-	-	-	-	
200-46500-310	Other Professional Services	-	-	-	-	-	
200-46500-322	Postage	-	-	-	-	-	
200-46500-343	Other Advertising	-	-	-	-	-	
200-46500-433	Dues and Subscriptions	-	-	-	-	-	
200-46500-437	Other Miscellaneous	-	-	1,000.00	-	-	
200-46500-510	Land	-	-	-	-	-	
200-46500-520	Buildings and Structures	-	-	-	-	-	
200-46500-610	Interest Expense	-	-	-	-	-	
200-46500-730	Transfer to Other Fund	-	-	-	-	-	
	<b>TOTAL EXPENDITURE</b>	-	-	1,000.00	-	-	
	<b>NET EXCESS (DEFICIT)</b>	-	<b>69,152.69</b>	<b>(900.00)</b>	<b>1,000.00</b>	-	
<b>CHARITABLE GAMBLING FUND</b>							
208-36210	Interest Earnings	0	935.65	650	850	1000	
208-36240	Charitable Gambling Tax	27,500.00	25,572.10	27,500.00	27,500.00	25,600.00	
	<b>TOTAL REVENUE</b>	27,500.00	<b>26,507.75</b>	28,150.00	28,350.00	26,600.00	
	<b>Historical Society</b>						
208-45600-310	Other Professional Services	500	73.81	500	75	75	
208-45600-381	Utilities	4,000.00	4,730.56	4,000.00	5,575.00	5,575.00	
208-45600-401	Repairs/Maint Buildings	7,000.00	4,132.29	26,100.00	5,000.00	5,800.00	
208-45600-437	Other Miscellaneous	1,000.00	537.78	1,000.00	1,000.00	1,000.00	
208-45600-530	Improv Other Than Bldgs	0	0	0	-	-	
	<b>Recreation</b>						
208-49020-406	Trail Maintenance	3,000.00	5,553.34	3,000.00	4,000.00	6,000.00	
208-49020-700	Transfer to General Fund	7,955.00	8,000.00	8,000.00	8,000.00	8,000.00	
	<b>TOTAL EXPENDITURES</b>	23,455.00	23,066.73	42,600.00	23,650.00	26,450.00	
	<b>NET EXCESS (DEFICIT)</b>	4,045.00	<b>3,441.02</b>	<b>-14,450.00</b>	<b>4,700.00</b>	<b>150.00</b>	
<b>FIRE DEPARTMENT RESERVE FUND</b>							
210-36200	Miscellaneous Revenues	0	0	0	-	-	
210-36210	Interest Earnings	0	1927.35	150	600.00	850.00	
210-36230	Contributions and Donations	85,000.00	122,000.00	125,000.00	125,000.00	100,000.00	
	<b>TOTAL REVENUE</b>	85,000.00	<b>123,927.35</b>	125,150.00	125,600.00	100,850.00	
210-42280-700	Transfer to General Fund	85,000.00	0	125,000.00	125,000.00	100,000.00	
	<b>TOTAL EXPENDITURES</b>	85,000.00	0.00	125,000.00	125,000.00	100,000.00	
	<b>NET EXCESS (DEFICIT)</b>	0.00	<b>123,927.35</b>	150.00	600.00	850.00	
<b>REVOLVING LOAN FUND</b>							
212-36200	Miscellaneous Revenues	0	0	0	-	-	
212-36210	Interest Earnings	450	796.63	450	800	800	
212-39300	Proceeds-Gen Long-term Debt	0	0	0	-	-	
	<b>TOTAL REVENUE</b>	450	<b>796.63</b>	450	800	800	
212-47000-602	Loan Payment	0	0	0	-	-	
212-49000-437	Other Miscellaneous	0	0	0	-	-	
212-49000-603	Short-Term Debt Principal	0	6,666.72	6,667.00	5,555.00	-	
	<b>TOTAL EXPENDITURE</b>	0.00	<b>6,666.72</b>	6,667.00	5,555.00	0.00	
	<b>NET EXCESS (DEFICIT)</b>	450.00	<b>-5,870.09</b>	<b>-6,217.00</b>	<b>-4,755.00</b>	<b>800.00</b>	
<b>DWI DRUG FORFEITURE FUND</b>							
213-35200	DWI Forfeits	0	2,465.00	3,000.00	-	-	Funds have been split up into separate funds
213-35201	Drug Forfeits	0	3,072.75	8,000.00	-	-	
213-35202	Fleeing Forfeits	0	0	1,500.00	-	-	
213-36210	Interest Earnings	0	164.21	100	-	-	
	<b>TOTAL REVENUE</b>	0.00	<b>5,701.96</b>	<b>12,600.00</b>	0.00	0.00	
213-42110-243	Tools/Equip-Drug Forfeiture	0	5748.82	0	-	-	
213-42110-244	Tools/Equip-DWI Forfeiture	0	137.00	0	-	-	
213-42110-314	Prof Fees-Drug Forfeiture	0	0	0	-	-	
213-42110-315	Prof Fees-DWI Forfeiture	0	0	0	-	-	
213-42110-316	Legal Fees-Drug Forfeiture	0	0	0	-	-	
213-42110-317	Legal Fees-DWI Forfeiture	0	0	0	-	-	
213-42110-318	Legal Fees - Fleeing	0	0	0	-	-	
213-42110-319	Professional Srv - Fleeing	0	0	0	-	-	
213-42110-437	Other Miscellaneous	0	0	0	-	-	
	<b>TOTAL EXPENDITURE</b>	0	<b>5885.82</b>	0	0	0	
	<b>NET EXCESS (DEFICIT)</b>	0.00	<b>-183.86</b>	<b>12,600.00</b>	0.00	0.00	



**CITY OF MILACA 2024 FINAL BUDGET**

SPECIAL REVENUE FUNDS		2021	2022	2022	2023	2024	NOTES
		Prior year	Current year	Current year	FINAL	FINAL	
		Budget	Actual	Budget	BUDGET	BUDGET	
<b>EVENTS FUND</b>							
215-33160	Other Grants/Gifts	0	500	0			
215-34755	City Event Charges	3,000.00	3,180.00	3,000.00			
215-36210	Interest Earnings	0	219.96	0	45.00	45.00	
215-36230	Contributions and Donations	4,200.00	6,250.00	5,000.00	6,000.00		
215-39203	Transfer from Other Fund	1,500.00	36,500.00	36,500.00	11,500.00	11,500.00	
<b>TOTAL REVENUE</b>		<b>8,700.00</b>	<b>46,649.96</b>	<b>44,500.00</b>	<b>17,545.00</b>	<b>11,545.00</b>	
215-49000-101	Wages		5,852.72		3,000.00		
215-49000-102	Overtime		5,884.13		2,000.00		
215-49000-201	Office Supplies	100	12.17	75	100.00	50.00	
215-49000-217	Other Operating Supplies	100	2,797.87	2,000.00	2,000.00	100.00	
215-49000-310	Other Professional Services	1,000.00	13,833.00	1,000.00	1,500.00	8,000.00	
215-49000-343	Other Advertising	100	3526.16	100	700.00	500.00	
215-49000-421	Credit Card/Bank Fees	50	0	50			
215-49000-437	Other Miscellaneous	500	15,663.14	500	500.00	2,895.00	
<b>TOTAL EXPENDITURE</b>		<b>2000</b>	<b>47,569.19</b>	<b>3875</b>	<b>9,800.00</b>	<b>11,545.00</b>	
<b>NET EXCESS (DEFICIT)</b>		<b>6,700.00</b>	<b>-919.23</b>	<b>40,625.00</b>	<b>7,745.00</b>	<b>0.00</b>	
<b>PARK IMPROVEMENT FUND</b>							
216-36210	Interest Earnings	4,500.00	2426.87	3,000.00	2,500.00	2,500.00	
216-36230	Contributions and Donations	0	300.00	0	0.00	0.00	
216-39203	Transfer from Other Fund	0	100,000.00	0	0.00	0.00	
<b>TOTAL REVENUE</b>		<b>4,500.00</b>	<b>102,726.87</b>	<b>3,000.00</b>	<b>2,500.00</b>	<b>2,500.00</b>	
216-41940-580	Other Equipment	0	0	0	0.00	0.00	
216-42110-530	Improv Other Than Bldgs	0	0	0	0.00	0.00	
216-42110-580	Other Equipment	0	0	0	0.00	0.00	
216-42280-240	Small Tools and Minor Equip	0	0	0	0.00	0.00	
216-42280-580	Other Equipment	0	0	0	0.00	0.00	
216-45200-240	Small Tools and Minor Equip	0	0	0	0.00	0.00	
216-45200-401	Repairs/Maint Buildings	0	0	0	0.00	0.00	
216-45200-437	Other Miscellaneous	0	0	0	0.00	0.00	
216-45200-520	Buildings and Structures	0	0	0	0.00	0.00	
216-45200-530	Improv Other Than Bldgs	0	38,127.00	30,000.00	9,000.00		Consider spending money for the shelter in Trim
216-45200-580	Other Equipment	0	0	0	0.00	0.00	
216-46500-437	Other Miscellaneous	0	0	0	0.00	0.00	
216-46500-730	Transfer to Other Fund	0	0	0	0.00	0.00	
<b>TOTAL EXPENDITURE</b>		<b>-</b>	<b>38,127.00</b>	<b>30,000.00</b>	<b>9,000.00</b>	<b>0</b>	
<b>NET EXCESS (DEFICIT)</b>		<b>4,500.00</b>	<b>64,599.87</b>	<b>-27,000.00</b>	<b>-6,500.00</b>	<b>2,500.00</b>	
<b>PARK IMPROVEMENT FUND II</b>							
217-36210	Interest Earnings	3,500.00	1755.83	1,900.00	1,900.00	1,900.00	
217-36230	Contributions and Donations	0	0	0	0.00	0.00	
217-39203	Transfer from Other Fund	0	0	0	0.00	0.00	
<b>TOTAL REVENUE</b>		<b>3,500.00</b>	<b>1,755.83</b>	<b>1,900.00</b>	<b>1,900.00</b>	<b>1,900.00</b>	
217-45200-520	Buildings and Structures	0	0	0	0.00	0.00	
217-45200-530	Improv Other Than Bldgs	0	0	0	0.00	0.00	
217-45200-580	Other Equipment	0	0	0	0.00	0.00	
217-45200-730	Transfer to Other Fund	2,500.00	12,500.00	12,500.00	11,500.00	11,500.00	See Transfers
<b>TOTAL EXPENDITURE</b>		<b>2,500.00</b>	<b>12,500.00</b>	<b>12,500.00</b>	<b>11,500.00</b>	<b>11,500.00</b>	
<b>NET EXCESS (DEFICIT)</b>		<b>1,000.00</b>	<b>-10,744.17</b>	<b>-10,600.00</b>	<b>-9,600.00</b>	<b>-9,600.00</b>	
<b>VETERANS MEMORIAL</b>							
218-36200	Miscellaneous Revenues	0	0	0	0.00	0.00	
218-36210	Interest Earnings	200	8.42	100	100.00	100.00	
218-36230	Contributions and Donations	0	3,300.00	3,000.00	0.00	0.00	
<b>TOTAL REVENUE</b>		<b>200.00</b>	<b>3,308.42</b>	<b>3,100.00</b>	<b>100.00</b>	<b>100.00</b>	
218-41550-300	Professional Srvs	0	0	0	0.00	0.00	
218-45200-730	Transfer to Other Fund	0	100,000.00	0	0.00	0.00	
218-45600-381	Utilities	0	0	0	0.00	0.00	
218-49000-303	Engineering Fees	3,000.00	0	0	0.00	0.00	
218-49000-381	Utilities	0	0	1,000.00	0.00	0.00	
218-49000-437	Other Miscellaneous	0	728.71	1,000.00	0.00	100.00	
218-49000-530	Improv Other Than Bldgs	0	5,000.00	1,000.00	0.00	0.00	
<b>TOTAL EXPENDITURE</b>		<b>3,000.00</b>	<b>105,728.71</b>	<b>3,000.00</b>	<b>0.00</b>	<b>100.00</b>	
<b>NET EXCESS (DEFICIT)</b>		<b>-2,800.00</b>	<b>-102,420.29</b>	<b>100.00</b>	<b>100.00</b>	<b>0.00</b>	
<b>GRAND TOTAL REVENUE ALL FUNDS</b>						<b>144,295.00</b>	
<b>GRAND TOTAL EXPEDITURES ALL FUNDS</b>						<b>149,595.00</b>	
<b>SPECIAL REVENUE ALL FUNDS- NET EXCESS (DEFICIT)</b>						<b>\$ (5,300.00)</b>	







**CITY OF MILACA 2024 FINAL BUDGET**

		CITY OF MILACA 2024 FINAL BUDGET				
DEBT SERVICE FUNDS		2021	2022	2022	2023	2024
		Prior year	Current year	FINAL	FINAL	FINAL
COA	2021 G.O. STREET BOND	Budget	Actual 12/31/22	Budget	BUDGET	BUDGET
303-31000	General Property Taxes	0	-	0		
303-31010	Current Ad Valorem Taxes	0	59,934.65	60,071.00	58,708.00	58,307.00
303-31020	Delinquent Ad Valorem Taxes	0	-	0		
303-47000-310	Other Professional Services	-	-	-		
303-47000-601	Debt Srv Bond Principal	-	-	-	40,000.00	45,000.00
303-47000-611	Bond Interest	-	11,354.62	11,355.00	11,313.00	10,721.00
303-47000-620	Fiscal Agent s Fees	-	495.00	-		
303-47000-730	Transfer to Other Fund	-	-	-		
	<b>Excess (Deficit)</b>		<b>48,085.03</b>		<b>\$ 7,395.00</b>	<b>\$ 2,586.00</b>
	<b>2022 G.O. STREET BOND</b>					
350-31010	General Property Taxes	-	96,568.04	96,612.00	22,639.00	51,584.00
350-31020	Delinquent Ad Valorem Taxes	-	-	-		
350-47000-601	Debt Service Bond Principal	-	-	-	35,000.00	30,000.00
350-47000-611	Bond Interest	-	-	-	23,382.00	19,630.00
350-47000-620	Fiscal Agent s Fees	-	150.00	-	150.00	150.00
	<b>Excess (Deficit)</b>		<b>96,418.04</b>		<b>(35,893.00)</b>	<b>1,804.00</b>
	<b>G.O. REFUNDING BOND</b>					
383-31010	Current Ad Valorem Taxes	83,500.00	85,302.66	83,500.00	27,500.00	
383-31020	Delinquent Ad Valorem Taxes	0	2,078.22	0		
383-31030	Mobile Home Tax	0	0	0		
383-36100	Special Assessments	4,000.00	0	14,513.00	14,500.00	
383-36102	Penalties and Interest	0	0	0		
383-36200	Miscellaneous Revenues	0	0	0		
383-36210	Interest Earnings	0	2775.75	0		
383-39203	Transfer from Other Fund	0	0	0		
383-47000-601	Debt Srv Bond Principal	90,000.00	95,000.00		95,000.00	30,000.00
383-47000-611	Bond Interest	5,348.00	3,590.00		1,666.00	323.00
383-47000-620	Fiscal Agent s Fees	0	495	0	495	495
	<b>Excess (Deficit)</b>		<b>(8,928.37)</b>		<b>\$ (55,161.00)</b>	<b>\$ (30,818.00)</b>
	<b>2014 FIRE HALL IMPROVEMENT LOAN</b>					
385-34112	Other Leases	24,000.00	24,000.00	24,000.00	24,000.00	24,000.00
385-36200	Miscellaneous Revenues	0	0	0		
385-36210	Interest Earnings	0	253.94	0		
385-47000-602	Fire Hall Loan Payment	19,000.00	19,000.00	19,000.00	19,000.00	19,000.00
385-47000-610	Interest Expense	1,520.00	1,140.00	1,140.00	760.00	380.00
	<b>Excess (Deficit)</b>		<b>4,113.94</b>		<b>\$ 4,240.00</b>	<b>\$ 4,620.00</b>
	<b>2015 G.O. PARK BOND</b>					
386-31010	Current Ad Valorem Taxes	41,000.00	40,415.52	41,000.00	42,000.00	40,058.00
386-31020	Delinquent Ad Valorem Taxes	0	1,020.44	0		
386-31030	Mobile Home Tax	0	-	0		
386-36200	Miscellaneous Revenues	0	-	0		
386-36210	Interest Earnings	0	351.54	0		
386-47000-601	Debt Srv Bond Principal	30,000.00	30,000.00	30,000.00	30,000.00	30,000.00
386-47000-611	Bond Interest	10,490.00	9,710.00	9,710.00	8,930.00	8,150.00
	<b>Excess (Deficit)</b>		<b>2,077.50</b>		<b>\$ 3,070.00</b>	<b>\$ 1,908.00</b>
	<b>2019 G.O. STREET RECONSTR BOND</b>					<b>BUDGET</b>
388-31010	Current Ad Valorem Taxes	60,779.00	58,973.96	59,787.00	58,795.00	63,053.00
388-31020	Delinquent Ad Valorem Taxes	0	1,537.43	0		
388-31030	Mobile Home Tax	0	-	0		
388-36210	Interest Earnings	0	59.12	0		
388-47000-601	Debt Srv Bond Principal	45,000.00	45,000.00	45,000.00	45,000.00	45,000.00
388-47000-611	Bond Interest	13,358.00	12,412.50	12,413.00	11,468.00	10,523.00
388-47000-620	Fiscal Agent s Fees	0	495.00	0	495.00	495.00
	<b>Excess (Deficit)</b>		<b>2,663.01</b>		<b>\$ 1,832.00</b>	<b>\$ 7,035.00</b>



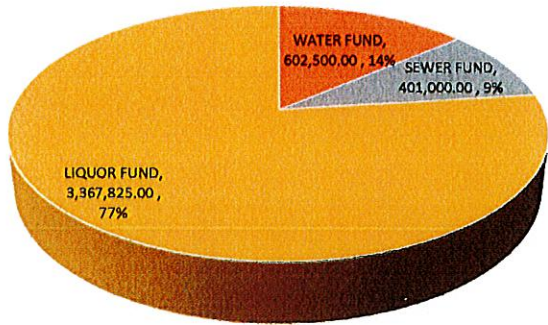
**CITY OF MILACA 2024 FINAL BUDGET**

DEBT SERVICE FUNDS		2021	2022	2022	2023	2024
		Prior year	Current year	Current year	FINAL	FINAL
		Budget	Actual 12/31/2022	Budget	BUDGET	BUDGET
<b>LOADER EQUIP LEASE</b>						
389-36200	Miscellaneous Revenues	0	0	0		
389-39203	Transfer from Other Fund	31,316.00	31,316.00	31,316.00		31,316.00
389-47000-606	Capital Lease Payment	23,307.00	24,204.69	24,205.00		26,104.00
389-47000-610	Interest Expense	8,009.00	7,111.29	7,111.00		5,212.00
	<b>Excess (Deficit)</b>		<b>0.02</b>		\$ -	\$ -
<b>2024 G.O. Equipment Certificate-Fire Truck</b>						<b>BUDGET</b>
390-31010	Current Ad Valorem Taxes					
390-31020	Delinquent Ad Valorem Taxes					
390-31030	Mobile Home Tax					
390-36210	Interest Earnings					
390-39310	Bond Proceeds from Townships					
390-47000-601	Debt Srv Bond Principal					
390-47000-611	Bond Interest					
390-47000-620	Fiscal Agent s Fees					
	<b>Excess (Deficit)</b>				\$	-
<b>TIF DISTRICT #1-10 DOWNTOWN (TEALS)</b>						
404-31050	Tax Increments	42,000.00	42,883.49	42,000.00	42,000.00	42,000.00
404-31055	Delinquent Increment	0	0	0		
404-39203	Transfer from Other Fund	0	0	0		
404-49100-310	Other Professional Services	0	1500	1,000.00	1,000.00	1,500.00
404-49100-351	Legal Notices Publishing	55	96.6	50		
404-49100-437	Other Miscellaneous	0	0	0		
404-49100-439	Developer s 90%	40,000.00	19,298.02	40,000.00	40,000.00	40,000.00
404-49100-610	Interest Expense	1,500.00	0	1,500.00	1,500.00	1,500.00
404-49100-730	Transfer to Other Fund	0	0	0		
	<b>Excess (Deficit)</b>		<b>21,988.87</b>		\$ (500.00)	\$ (1,000.00)
<b>TIF DISTRICT #2-10 8 UNIT APTS</b>						
407-31050	Tax Increments	42,000.00				
407-31055	Delinquent Increment	0				
407-39203	Transfer from Other Fund	0				
407-49100-310	Other Professional Services	0				
407-49100-351	Legal Notices Publishing	55				
407-49100-437	Other Miscellaneous	0				
407-49100-439	Developer s 90%	40,000.00				
407-49100-610	Interest Expense	1,500.00				
407-49100-730	Transfer to Other Fund	0				
	<b>Excess (Deficit)</b>		-		\$ -	\$ -
<b>NET EXCESS (DEFICIT) ALL DEBT SERVICE FUNDS</b>					\$ (75,017.00)	\$ (13,865.00)
<b>DEBT SERVICE</b>	<b>Revenue</b>					
	<b>Total Property Taxes</b>				\$	213,002.00
	<b>Total Tax Increment</b>				\$	42,000.00
	<b>Total Lease</b>				\$	24,000.00
	<b>Total Transfer In</b>				\$	31,316.00
	<b>Total Revenue</b>				\$	310,318.00
	<b>Expenditures</b>					
	<b>Total Principal</b>				\$	199,000.00
	<b>Total Interest</b>				\$	49,347.00
	<b>Total Tif payment</b>				\$	41,500.00
	<b>Total Lease Payment</b>				\$	31,316.00
	<b>Total Agent fees/Professional service</b>				\$	2,740.00
	<b>Total Expenditures</b>				\$	323,903.00
	<b>Net Excess (Deficit)</b>				\$	(13,585.00)

# ENTERPRISE FUNDS


	2024 FINAL BUDGET			2024 Budget	2023 Budget
	WATER FUND	SEWER FUND	LIQUOR FUND	TOTALS	Total
<b>REVENUES</b>					
Interest Income	12,500.00	13,250.00	8,800.00	34,550.00	30,800.00
Miscellaneous	35,000.00	500.00	1,000.00	36,500.00	31,700.00
Sales	555,000.00	387,250.00	3,358,025.00	4,300,275.00	3,945,100.00
<b>TOTAL REVENUE</b>	<b>602,500.00</b>	<b>401,000.00</b>	<b>3,367,825.00</b>	<b>4,371,325.00</b>	<b>4,007,600.00</b>
<b>EXPENDITURES</b>					
Capital Outlay	260,000.00	115,000.00	10,820.00	385,820.00	261,750.00
Debt Service Principal	236,000.00			236,000.00	167,000.00
Debt Service Interest and Other Charges	16,523.00			16,523.00	16,228.00
Operating Expenses	560,208.00	400,700.00	3,357,005.00	4,317,913.00	3,986,406.00
<b>TOTAL EXPENDITURES</b>	<b>1,072,731.00</b>	<b>515,700.00</b>	<b>3,367,825.00</b>	<b>4,956,256.00</b>	<b>4,431,384.00</b>
	<b>(470,231.00)</b>	<b>(114,700.00)</b>	<b>-</b>	<b>(584,931.00)</b>	<b>(423,784.00)</b>
2414					
Depreciation	180,000.00	75,000.00	59,000.00	314,000.00	
Net effect to Cash Balance	(290,231.00)	(39,700.00)	59,000.00	(270,931.00)	

ENTERPRISE FUNDS REVENUE



■ ENTERPRISE REVENUE ■ WATER FUND ■ SEWER FUND ■ LIQUOR FUND

ENTERPRISE FUNDS EXPENDITURES



■ ENTERPRISE EXPENDITURES ■ WATER FUND ■ SEWER FUND ■ LIQUOR FUND



**CITY OF MILACA 2024 FINAL BUDGET**

ENTERPRISE FUNDS		2021	2022	2022	2023	2024	NOTES
COA	WATER FUND	Prior year	Current year	FINAL	FINAL	FINAL	
		Budget	Actual 12/31/22	Budget	BUDGET	BUDGET	
602-33160	Other Grants/Gifts					-	
602-36100	Special Assessments	5,500.00	2,111.89	5,500.00	2,500.00	2,500.00	
602-36200	Miscellaneous Revenues	27,250.00	40,097.41	28,600.00	28,600.00	32,500.00	
602-36201	Unrealized Gain on Investment	-	-	-	-	-	
602-36210	Interest Earnings	12,000.00	12,050.29	10,000.00	10,000.00	12,500.00	
602-37100	Water Sales	510,000.00	519,287.22	547,500.00	524,500.00	526,500.00	Increasing fees
602-37110	Customer Charges	3,600.00	820.00	3,780.00	1,500.00	1,500.00	
602-37120	Sale of Water Parts	2,000.00	85.41	2,100.00	1,000.00	1,000.00	
602-37150	Water Connect/Reconnect Fee	20,000.00	8,551.50	21,000.00	13,000.00	18,000.00	11 UNITS & Meat Market
602-37160	Water Penalty	6,750.00	7,755.26	7,088.00	8,000.00	8,000.00	
602-37170	Assessed Repairs	-	7,951.74	-	-	-	
602-39300	Bond Proceeds		366,664.00				
	<b>TOTAL WATER REVENUE</b>	<b>\$ 587,100.00</b>	<b>\$ 1,125,473.19</b>	<b>\$ 625,568.00</b>	<b>\$ 589,100.00</b>	<b>\$ 602,500.00</b>	
		2021	2022	2022	2023	2024	NOTES
		Prior year	Current year	Current year	FINAL	FINAL	
	EXPENDITURES	Budget	Actual 12/31/22	Budget	BUDGET	BUDGET	
602-49400-101	Full-Time Regular	78,020.00	89,306.26	81,156.00	89,658.00	98,490.00	
602-49400-102	Overtime	1,500.00	3,374.52	2,000.00	2,500.00	3,500.00	
602-49400-104	Temp-Summer Help	0	986.37	1,800.00	2,500.00	1,764.00	
602-49400-106	Admin	37,635.00	43,755.77	50,610.00	55,860.00	54,012.00	
602-49400-121	PERA	12,185.00	10,345.03	9,883.00	11,140.00	11,671.00	
602-49400-122	FICA	12,427.00	9,913.11	10,218.00	11,522.00	11,285.00	
602-49400-131	Employer Paid Health	20,743.00	24,346.63	20,710.00	24,375.00	27,736.00	
602-49400-132	Employer Paid Health Saving	10,350.00	11,904.88	10,200.00	12,900.00	12,900.00	
602-49400-133	Employer Paid Dental	1,090.00	895.52	1,114.00	1,275.00	1,000.00	
602-49400-134	Employer Paid Disability	770	1,104.01	1,000.00	1,224.00	1,200.00	
602-49400-151	Worker s Comp Insurance Prem	3,000.00	1,936.00	3,000.00	2,033.00	1,800.00	
602-49400-201	Office Supplies	950	1,173.69	1,000.00	1,000.00	1,200.00	
602-49400-208	Training and Travel	1,000.00	817.00	900	1,500.00	1,000.00	
602-49400-212	Auto Expense (Fuel/Repair)	4,000.00	3,721.25	1,500.00	4,000.00	3,000.00	
602-49400-216	Chemicals and Chem Products	18,000.00	18,668.26	16,000.00	15,000.00	20,000.00	
602-49400-217	Other Operating Supplies	1,800.00	961.94	2,000.00	1,500.00	1,500.00	
602-49400-218	Parts - Water Dept.	5,000.00	2,759.06	5,000.00	5,000.00	3,000.00	
602-49400-221	Equipment Parts/Repairs	4,000.00	4,803.54	4,000.00	5,000.00	5,000.00	
602-49400-240	Small Tools and Minor Equip	3,500.00	1,754.95	3,500.00	3,500.00	3,500.00	
602-49400-301	Auditing and Acct g Services	3,500.00	2,510.50	3,122.00	3,000.00	4,950.00	
602-49400-303	Engineering Fees	0	13,418.75	0	10,000.00	0.00	
602-49400-306	Bank Fees/Charges	150	199.16	150	150.00	200.00	
602-49400-307	Bonding Fees	0	-	0	-	-	
602-49400-309	EDP, Software and Design	6,406.00	7,995.03	4,312.00	8,000.00	8,000.00	
602-49400-310	Other Professional Services	25,000.00	76,159.90	25,000.00	10,000.00	25,000.00	
602-49400-321	Telephone	3,000.00	4,010.21	4,000.00	4,500.00	4,500.00	
602-49400-322	Postage	2,000.00	2,945.76	2,500.00	3,000.00	3,500.00	
602-49400-343	Other Advertising	650	231.67	1,200.00	750.00	250.00	
602-49400-361	Liability/Property	5,000.00	4,179.83	5,000.00	5,000.00	5,000.00	
602-49400-363	Automotive Ins	500	837.00	500	1,000.00	1,000.00	
602-49400-381	Utilities	35,000.00	37,854.74	43,750.00	45,000.00	40,750.00	
602-49400-401	Repairs/Maint Buildings	1,800.00	11,340.53	1,800.00	42,000.00	15,000.00	
602-49400-405	Depreciation	165,000.00	179,607.66	165,000.00	183,000.00	180,000.00	
602-49400-408	Water/Sewer Repair	0	5,077.06	0	6,000.00	6,000.00	
602-49400-433	Dues and Subscriptions	2,250.00	1,480.20	2,500.00	2,500.00	1,500.00	
602-49400-434	Uniforms	500	-	500	500.00	500.00	
602-49400-437	Other Miscellaneous	750	574.08	500	500	500	
602-49400-472	Loss on Disposal	0	-	0	-	-	
602-49400-520	Buildings and Structures	0	-	0	-	-	
602-49400-530	Improv Other Than Bldgs	0	-	3,500.00	60,000.00	260,000.00	Water main Replacement project on Airport RD
602-49400-580	Other Equipment	65,000.00	9,319.98	235,000.00	-	-	
602-49400-601	Debt Srv Bond Principal	169,000.00	166,000.00	166,000.00	167,000.00	236,000.00	Water meter debt added
602-49400-611	Bond Interest	10,882.00	16,424.78	9,052.00	16,228.00	16,523.00	
	<b>TOTAL WATER EXPENDITURES</b>	<b>\$ 712,358.00</b>	<b>\$ 772,694.63</b>	<b>\$ 898,977.00</b>	<b>\$ 819,115.00</b>	<b>\$ 1,072,731.00</b>	
	<b>Excess (Deficit)</b>	<b>-125,258.00</b>	<b>352,778.56</b>	<b>-273,409.00</b>	<b>-230,015.00</b>	<b>-470,231.00</b>	
				Spend down of cash- Deprec		-290,231.00	



**CITY OF MILACA 2024 FINAL BUDGET**

ENTERPRISE FUNDS		2021	2022	2022	2023	2024	NOTES
SEWER FUND	Prior year	Current year	Final	FINAL	FINAL		
COA	Budget	Actual 12/31/22	Budget	BUDGET	BUDGET		
603-36200	Miscellaneous Revenues	-	477.11	3,500.00	100.00	500.00	
603-36201	Unrealized Gain on Investment	-	-	-	-	-	
603-36206	Gain on Sale of Fixed Asset	-	-	-	-	-	
603-36210	Interest Earnings	10,000.00	12,578.32	11,000.00	12,000.00	13,250.00	
603-37200	Sewer Sales	315,000.00	311,463.95	330,750.00	335,000.00	340,000.00	
603-37240	Reserve	21,000.00	21,000.00	21,000.00	21,000.00	21,000.00	
603-37250	Sewer Connect/Reconnect Fee	15,000.00	10,000.00	16,000.00	13,000.00	22,000.00	
603-37260	Sewer Penalty	3,900.00	4,109.71	4,100.00	4,100.00	4,250.00	
603-39101	Sales of General Fixed Assets	-	-	-	-	-	
	<b>TOTAL SEWER REVENUE</b>	<b>\$ 364,900.00</b>	<b>\$ 359,629.09</b>	<b>\$ 386,350.00</b>	<b>\$ 385,200.00</b>	<b>\$ 401,000.00</b>	
EXPENDITURES		2021	2022	2022	2023	2024	NOTES
	Prior year	Current year	Current year	FINAL	FINAL		
	Budget	Actual 12/31/22	Budget	BUDGET	BUDGET		
603-49450-101	Full-Time Regular	78,020.00	82,405.94	81,156.00	89,658.00	98,490.00	
603-49450-102	Overtime	1,500.00	3,255.18	1,500.00	2,000.00	3,300.00	
603-49450-104	Temp-Summer Help	-	986.37	1,800.00	2,500.00	1,764.00	
603-49450-106	Admin	37,635.00	53,899.28	53,795.00	57,361.00	52,536.00	
603-49450-121	PERA	12,185.00	10,559.71	10,121.00	11,283.00	11,584.00	
603-49450-122	FICA	12,427.00	10,106.96	10,461.00	11,515.00	11,976.00	
603-49450-131	Employer Paid Health	12,250.00	24,997.14	21,181.00	24,375.00	27,250.00	
603-49450-132	Employer Paid Health Saving	9,500.00	12,257.95	10,500.00	13,050.00	13,000.00	
603-49450-133	Employer Paid Dental	1,101.00	893.87	1,137.00	1,263.00	1,300.00	
603-49450-134	Employer Paid Disability	800.00	1,128.11	1,032.00	1,212.00	1,300.00	
603-49450-151	Worker s Comp Insurance Prem	3,500.00	2,288.00	3,500.00	2,402.00	2,000.00	
603-49450-201	Office Supplies	1,000.00	939.17	975.00	1,000.00	1,000.00	
603-49450-208	Training and Travel	500.00	62.50	500.00	1,000.00	250.00	
603-49450-212	Auto Expense (Fuel/Repair)	6,000.00	5,080.83	5,000.00	7,500.00	6,000.00	
603-49450-217	Other Operating Supplies	2,000.00	152.97	2,000.00	2,500.00	1,000.00	
603-49450-221	Equipment Parts/Repairs	3,000.00	4,236.19	300.00	5,000.00	5,000.00	
603-49450-226	Radio Repair	100.00	-	100.00	-	-	
603-49450-240	Small Tools and Minor Equip	500.00	288.48	500.00	1,000.00	500.00	
603-49450-301	Auditing and Acct g Services	2,300.00	2,200.00	2,230.00	3,000.00	4,950.00	
603-49450-303	Engineering Fees	4,000.00	249.00	4,000.00	2,500.00	5,000.00	
603-49450-307	Bonding Fees	-	-	-	-	-	
603-49450-309	EDP, Software and Design	6,206.00	5,468.03	4,312.00	5,250.00	5,500.00	
603-49450-310	Other Professional Services	40,000.00	33,894.84	25,000.00	15,000.00	25,000.00	
603-49450-322	Postage	1,600.00	2,570.36	2,000.00	3,250.00	3,350.00	
603-49450-343	Other Advertising	150.00	-	150.00	150.00	150.00	
603-49450-361	Liability/Property	4,200.00	5,172.86	4,500.00	7,500.00	6,000.00	
603-49450-363	Automotive Ins	500.00	837.00	500.00	500.00	900.00	
603-49450-381	Utilities	13,000.00	10,959.14	16,250.00	17,500.00	13,500.00	
603-49450-401	Repairs/Maint Buildings	2,000.00	300.00	2,000.00	3,000.00	3,000.00	
603-49450-405	Depreciation	100,000.00	74,998.44	90,000.00	77,500.00	75,000.00	
603-49450-407	Lift Station Repair	6,000.00	843.00	6,300.00	7,500.00	4,000.00	
603-49450-408	Sewer Repair	5,000.00	6,100.99	5,250.00	30,000.00	7,500.00	
603-49450-409	Storm Sewer Repair	5,000.00	31,940.00	5,250.00	15,000.00	7,500.00	
603-49450-433	Dues and Subscriptions	2,500.00	23.00	2,625.00	1,600.00	500.00	
603-49450-434	Uniforms	500.00	-	525.00	500.00	500.00	
603-49450-437	Other Miscellaneous	100.00	-	105.00	100.00	100.00	
603-49450-472	Loss on Disposal	-	-	-	-	-	
603-49450-520	Buildings and Structures	-	-	-	-	-	
603-49450-530	Improv Other Than Bldgs	85,000.00	4,500.00	53,500.00	65,000.00	115,000.00	Sewer to Meat Market & Jetting
603-49450-580	Other Equipment	-	-	-	90,000.00	-	
	<b>TOTAL SEWER EXPENDITURES</b>	<b>\$ 495,849.00</b>	<b>\$ 393,595.31</b>	<b>\$ 430,055.00</b>	<b>\$ 578,969.00</b>	<b>\$ 515,700.00</b>	
	<b>Excess (Deficit)</b>				<b>\$ (193,769.00)</b>	<b>\$ (114,700.00)</b>	
					Spend down of cash- Deprec	\$ (39,700.00)	



**CITY OF MILACA 2024 FINAL BUDGET**

ENTERPRISE FUNDS		2021	2022	2022	2023	2024	NOTES
LIQUOR FUND		Final	Current year	Final	FINAL	FINAL	
COA		Budget	Actual 12/31/22	Budget	BUDGET	BUDGET	
609-36200	Miscellaneous Revenues	300	1266	500.00	500.00	1,000.00	
609-36201	Unrealized Gain on Investment	0	0	0			
609-36210	Interest Earnings	4,000.00	8,297.96	8,800.00	8,800.00	8,800.00	
609-37800	Gift Certificates	0	-213.95	0			
609-37811	Liquor Sales	750,000.00	964,288.11	812,000.00	1,000,000.00	1,110,225.00	
609-37812	Beer Sales	1,285,500.00	1,497,615.59	1,387,157.00	1,525,000.00	1,695,000.00	
609-37813	Wine Sales	238,000.00	254,931.44	222,762.00	260,000.00	250,000.00	
609-37815	Mix/NA Sales	45,000.00	61,688.52	54,000.00	60,000.00	67,000.00	
609-37816	Cigarette Sales	116,000.00	119,583.91	124,000.00	124,000.00	126,000.00	
609-37817	Other Misc. Sales	55,000.00	48,839.93	50,943.00	55,000.00	55,000.00	
609-37818	THC Sales					54,800.00	
609-39300	Proceeds-Gen Long-term Debt	0	0	0			
<b>TOTAL LIQUOR FUND REVENUE</b>		<b>\$ 2,493,800.00</b>	<b>\$ 2,956,297.51</b>	<b>\$ 2,660,162.00</b>	<b>\$ 3,033,300.00</b>	<b>\$ 3,367,825.00</b>	<b>\$ 334,525.00</b>
EXPENDITURES		2021	2022	2022	2023	2024	NOTES
		Final	Current year	Final	FINAL	FINAL	
		Budget	Actual 12/31/22	Budget	BUDGET	BUDGET	
609-49750-101	Full-Time Regular	60,625.00	97,731.13	67,891.00	111,364.00	146,219.00	
609-49750-102	Overtime	1,000.00	1,726.38	1,000.00	1,500.00	2,000.00	
609-49750-103	Part-Time Employees	177,911.00	162,501.34	184,303.00	211,801.00	155,811.00	
609-49750-106	Admin	22,655.00	41,812.67	40,986.00	36,156.00	52,497.00	
609-49750-121	PERA	17,900.00	22,061.96	21,989.00	16,304.00	25,000.00	
609-49750-122	FICA	18,250.00	23,041.08	22,428.00	16,630.00	25,000.00	
609-49750-131	Employer Paid Health	6,120.00	14,416.49	11,474.00	19,402.00	26,765.00	
609-49750-132	Employer Paid Health Saving	3,000.00	6,862.50	5,700.00	8,100.00	6,000.00	
609-49750-133	Employer Paid Dental	0	900.84	683	1,250.00	1,000.00	
609-49750-134	Employer Paid Disability	650	1,047.10	795	1,232.00	1,100.00	
609-49750-142	Unemployment Benefit Payments	0	-	0			
609-49750-151	Worker s Comp Insurance Prem	8,500.00	6,353.07	8,925.00	6,783.00	6,000.00	
609-49750-201	Office Supplies	1,600.00	1,285.83	1,500.00	1,500.00	1,250.00	
609-49750-208	Training and Travel	2,000.00	1,254.80	2,000.00	2,000.00	2,500.00	
609-49750-217	Other Operating Supplies	6,500.00	5,680.49	6,500.00	6,500.00	7,000.00	
609-49750-221	Equipment Parts/Repairs	2,000.00	3,150.00	2,000.00	5,000.00	5,000.00	
609-49750-240	Small Tools and Minor Equip	3,000.00	6,077.85	3,100.00	6,000.00	6,000.00	
609-49750-251	Liquor For Resale	525,000.00	699,172.32	551,250.00	625,000.00	717,000.00	
609-49750-252	Beer For Resale	910,000.00	1,200,789.19	955,500.00	1,161,706.00	1,267,565.00	
609-49750-253	Wine For Resale	150,000.00	166,779.73	157,500.00	175,000.00	170,000.00	
609-49750-254	Mix/Non Alcoholic	32,500.00	43,470.59	34,125.00	45,000.00	54,485.00	
609-49750-256	Tobacco Products For Resale	85,000.00	91,003.09	89,250.00	90,000.00	95,680.00	
609-49750-259	Other For Resale	35,500.00	33,804.31	36,000.00	36,000.00	63,545.00	
609-49750-260	Deposits for Kegs	0	240.00	0			
609-49750-301	Auditing and Acct g Services	3,075.00	2,200.00	2,351.00	3,660.00	4,950.00	
609-49750-309	EDP, Software and Design	2,500.00	4,520.51	4,312.00	4,312.00	4,650.00	
609-49750-310	Other Professional Services	8,000.00	3,371.45	7,500.00	2,858.00	3,500.00	
609-49750-321	Telephone	2,000.00	2,076.47	2,200.00	2,475.00	2,500.00	
609-49750-322	Postage	750		500			
609-49750-333	Freight and Express	15,000.00	16,931.39	15,750.00	16,000.00	19,000.00	
609-49750-343	Other Advertising	3,000.00	4,654.00	1,500.00	5,000.00	5,000.00	
609-49750-361	Liability/Property	6,300.00	7,311.42	6,500.00	6,800.00	8,000.00	
609-49750-364	Dram Shop	2,500.00	2,854.58	2,625.00	2,800.00	3,792.00	
609-49750-381	Utilities	26,500.00	30,221.73	33,125.00	38,000.00	42,500.00	
609-49750-384	Refuse/Garbage Disposal	1,000.00	1,109.16	1,000.00	1,300.00	1,300.00	
609-49750-401	Repairs/Maint Buildings	5,000.00	8,098.95	6,500.00	10,017.00	10,000.00	
609-49750-405	Depreciation	45,000.00	58,389.05	47,250.00	55,500.00	59,000.00	
609-49750-421	Credit Card/Bank Fees	42,000.00	47,250.18	44,100.00	47,000.00	15,000.00	
609-49750-431	Cash Short	0	180.87	0			
609-49750-433	Dues and Subscriptions	1,800.00	1,720.00	1,500.00	1,800.00	1,800.00	
609-49750-434	Uniforms	1,000.00	483.00	750	2,000.00	2,500.00	
609-49750-437	Other Miscellaneous	2,800.00	206.85	2,800.00	2,800.00	2,000.00	
609-49750-520	Buildings and Structures	25,000.00	7,256.21	75,000.00		26,765.00	
609-49750-530	Improv Other Than Bldgs	38,000.00	8,696.78	0		7,331.00	
609-49750-580	Other Equipment	31,000.00	8,758.48	0	46,750.00	10,820.00	Shevles
609-49750-700	Transfer to General Fund	192,648.00	199,999.92	200,000.00	200,000.00	300,000.00	
609-49750-730	Transfer to Other Fund	0	25,000.00	25,000.00			
609-49750-800	Change in Pension		21,553.00				
<b>TOTAL LIQUOR FUND EXPENDITURE</b>		<b>\$ 2,524,584.00</b>	<b>\$ 3,094,006.76</b>	<b>\$ 2,685,162.00</b>	<b>\$ 3,033,300.00</b>	<b>\$ 3,367,825.00</b>	
<b>Excess (Deficit)</b>					<b>\$ -</b>	<b>\$ -</b>	



**CITY OF MILACA 2024 FINAL BUDGET**

CUSTODIAL FUNDS		2021	2022	2022	2023	2024	NOTES
DEPUTY REGISTRAR FUND		Prior year	Current year	FINAL	FINAL	FINAL	
COA		Budget	Actual 12/31/22	BUDGET	BUDGET	BUDGET	
619-36200	Miscellaneous Revenues	1,500.00	226.00	1,500.00	1,000.00	1,000.00	
619-36201	Unrealized Gain on Investment	-	-	-	-	-	
619-36210	Interest Earnings	2,768.00	54.63	1,000.00	50.00	150.00	
619-37900	Motor Vehicle License	125,900.00	206,122.59	193,362.00	211,740.00	261,146.00	Fees increase 10/1/23 per the state
619-37911	Driver License	49,500.00	3,437.50	1,000.00	3,800.00	4,500.00	
619-37912	D.N.R.	9,500.00	11,422.00	16,094.00	6,000.00	11,500.00	
619-37913	Game License	-	-	-	-	-	
	<b>TOTAL REVENUE</b>	<b>\$ 189,168.00</b>	<b>\$ 221,262.72</b>	<b>\$ 212,956.00</b>	<b>\$ 222,590.00</b>	<b>\$ 278,296.00</b>	
		2021	2022	2022	2023	2024	NOTES
		Prior year	Current year	Current year	FINAL	FINAL	
		Budget	Actual 12/31/22	Budget	BUDGET	BUDGET	
619-49900-101	Full-Time Regular	78,208.00	67,488.99	83,512.00	86,590.00	89,690.00	
619-49900-102	Overtime	350	291.90	500.00	350.00	350.00	
619-49900-103	Part-Time Employees	36,625.00	46,398.00	34,870.00	47,319.00	39,727.00	
619-49900-106	Admin	5,757.00	17,424.82	17,331.00	15,000.00	25,160.00	
619-49900-121	PERA	8,665.00	9,693.60	10,178.00	10,757.00	10,249.00	
619-49900-122	FICA	8,838.00	9,941.41	10,382.00	10,972.00	10,972.00	
619-49900-131	Employer Paid Health	19,228.00	10,667.64	21,043.00	6,675.00	8,325.00	
619-49900-132	Employer Paid Health Saving	9,000.00	5,537.35	10,350.00	3,000.00	6,000.00	
619-49900-133	Employer Paid Dental	997	634.76	1,023.00	650.00	650.00	
619-49900-134	Employer Paid Disability	1,000.00	645.24	830.00	575.00	650.00	
619-49900-142	Unemployment Benefit Payments	0	-	-	-	-	
619-49900-151	Worker s Comp Insurance Prem	1,250.00	514.44	1,350.00	1,600.00	600.00	
619-49900-201	Office Supplies	1,500.00	2,277.93	1,500.00	2,000.00	2,372.00	
619-49900-208	Training and Travel	250	181.96	250.00	250.00	250.00	
619-49900-217	Other Operating Supplies	1,000.00	1,757.27	1,000.00	2,500.00	1,800.00	
619-49900-240	Small Tools and Minor Equip	2,000.00	822.41	1,500.00	1,000.00	900.00	
619-49900-301	Auditing and Acct g Services	750	893.00	800.00	1,220.00	990.00	
619-49900-309	EDP, Software and Design	1,500.00	5,776.47	4,312.00	4,000.00	2,510.00	
619-49900-310	Other Professional Services	1,300.00	1,410.63	1,300.00	1,800.00	1,425.00	
619-49900-321	Telephone	2,600.00	2,503.04	2,500.00	3,000.00	2,525.00	
619-49900-322	Postage	1,500.00	1,384.78	1,500.00	3,000.00	500.00	
619-49900-343	Other Advertising	50	1,071.82	100.00	400.00	500.00	
619-49900-361	Liability/Property	175	261.69	200.00	275.00	300.00	
619-49900-401	Repairs/Maint Buildings	0	-	-	5,602.00	1,500.00	
619-49900-410	Rentals (GENERAL)	6,000.00	6,500.00	6,000.00	6,000.00	6,500.00	
619-49900-421	Credit Card/Bank Fees	25	-	25.00	25.00	25.00	
619-49900-432	Uncollectable Checks	100	138.25	100.00	200.00	200.00	
619-49900-433	Dues and Subscriptions	500	330.00	500.00	305.00	330.00	
619-49900-520	Buildings and Structures	-	-	-	-	57,500.00	Exit Door Office remodel
619-49900-570	Office Equip and Furnishings	0	-	-	7,525.00	5,796.00	Desks and equipment
619-49900-800	Change in Pension	0	-	-	-	-	
	<b>TOTAL EXPENDITURES DEP REG</b>	<b>\$ 189,168.00</b>	<b>\$ 194,547.40</b>	<b>212,956.00</b>	<b>222,590.00</b>	<b>278,296.00</b>	
	<b>Excess (Deficit)</b>		<b>\$ 26,715.32</b>		<b>\$ -</b>	<b>\$ -</b>	

	<b>CAPITAL IMPROVEMENTS BUDGET 2024</b>	<b>COST</b>	<b>DESCRIPTION</b>
	City Hall	10,000.00	Carpet Replacement-Council room, PD & Dep Reg
	City Hall	20,000.00	Bullet proof glass recep and PD recep areas
GF	<b>Total City Hall</b>	<b>30,000.00</b>	
	Public Works	760,000.00	Street improvement- 3rd & S River Rd Bond Issuance
	Public Works	50,000.00	Sealcoating
	Public Works	20,000.00	Replace Boiler
	Public Works		
	Public Works		
	Public Works		
GF	<b>Total Public Works</b>	<b>830,000.00</b>	
	Parks		
	Parks	25,000.00	Pave a small portion in Rec Park
GF	<b>Total Parks</b>	<b>25,000.00</b>	
	Police	24,815.00	CadRMS system-Police public safety aid
	Police	25,000.00	Police Radios-Use Public Safety Aid
	Police	82,954.00	Police Vehicle-use Public Safety funds
GF	<b>Total Police</b>	<b>132,769.00</b>	Use Public Safety funds
	Water	250,000.00	Watermain- 1st & 2nd replacement/ W/S Airport road
	Water	10,000.00	Water main to meat market property line
	<b>Total Water</b>	<b>260,000.00</b>	
	Sewer	55,000.00	Sewer main to meat market property line
	Sewer	60,000.00	Sewer Jetting
	<b>Total Sewer</b>	<b>115,000.00</b>	
	Liquor		
	Liquor		
	<b>Total Liquor</b>	-	
	Senior Center		
GF	<b>Total Senior Center</b>	-	
	Airport	17,800.00	95% Grant Pave access road and parking lot
	Airport	2,200.00	Field Roller and Blower 90% Grant
GF	<b>Total Airport</b>	<b>20,000.00</b>	
	Deputy Reg	57,775.00	Bullet proof glass/exit door/office equip
	<b>Total Dep Reg</b>	<b>57,775.00</b>	
	Fire Department	500,000.00	Pumper Truck- Use all of Reserves & bond
	Fire Department	25,000.00	Medical Rescue Truck- City share if grant = \$25,000
	Fire Department	30,000.00	Building repairs/ they were not completed in 2023
GF	<b>Total Fire Department Capital Improvements</b>	<b>555,000.00</b>	
	<b>TOTAL CAPITAL IMPROVEMENTS</b>	<b>\$ 2,025,544.00</b>	
	General	1,592,769.00	
	Water & Sewer & liq	375,000.00	
	Dep Reg	57,775.00	





Prepared by Bolton & Menk, Inc.							5/11/2023	
ACIP, MILACA (18Y)					FY 2024 - FY 2027 CIP		FINAL	
State FY	City FY	Description	Funding % Rates		Project Cost	State Funding	Local Funding	
			State %	Local %				
2024	2024	PAVE PARKING LOT AND ACCESS ROAD	95%	5%	\$ 356,000.00	\$ 338,200.00	\$ 17,800.00	
<b>TOTALS</b>					<b>\$ 356,000.00</b>	<b>\$ 338,200.00</b>	<b>\$ 17,800.00</b>	
2025	2024	EQUIPMENT PURCHASE: FIELD ROLLER & DEBRIS BLOWER	90%	10%	\$ 22,000.00	\$ 19,800.00	\$ 2,200.00	
2025	2024	BRUSH MOWER FOR TRACTOR	90%	10%	\$ 10,000.00	\$ 9,000.00	\$ 1,000.00	
2025	2024	MOWER	90%	10%	\$ 20,000.00	\$ 18,000.00	\$ 2,000.00	
2025	2024	FUEL SYSTEM CARD READER	70%	30%	\$ 30,000.00	\$ 21,000.00	\$ 9,000.00	
<b>TOTALS</b>					<b>\$ 82,000.00</b>	<b>\$ 67,800.00</b>	<b>\$ 14,200.00</b>	
2026	2025	RECONSTRUCT EXISTING PAVEMENT PHASE 3 (EXISTING TAXILANES)	90%	10%	\$ 355,000.00	\$ 319,500.00	\$ 35,500.00	
2026	2025	REMODEL AD BUILDING	90%	10%	\$ 132,000.00	\$ 118,800.00	\$ 13,200.00	
2026	2025	OBSTRUCTION REMOVAL	90%	10%	\$ 10,000.00	\$ 9,000.00	\$ 1,000.00	
<b>TOTALS</b>					<b>\$ 497,000.00</b>	<b>\$ 447,300.00</b>	<b>\$ 49,700.00</b>	
2027	2026	NEW TAXILANE CONSTRUCTION (JUDD PROP)	90%	10%	\$ 327,000.00	\$ 294,300.00	\$ 32,700.00	
2027	2026	NEW BEACON AND WIND SOCK	90%	10%	\$ 107,000.00	\$ 96,300.00	\$ 10,700.00	
<b>TOTALS</b>					<b>\$ 434,000.00</b>	<b>\$ 390,600.00</b>	<b>\$ 43,400.00</b>	
2028	2027	ZONING UPDATE	90%	10%	\$ 45,000.00	\$ 40,500.00	\$ 4,500.00	
<b>TOTALS</b>					<b>\$ 45,000.00</b>	<b>\$ 40,500.00</b>	<b>\$ 4,500.00</b>	
<b>Summary for Milaca Municipal Airport</b>					<b>FY 2024 - FY 2027 TOTAL:</b>	<b>\$ 1,414,000.00</b>	<b>\$ 1,284,400.00</b>	<b>\$ 129,600.00</b>

**2024 BUDGETED TRANSFERS**

Fund	Account Description	Budget	Description
Charitable Gambling Fund	E 208-49020-700 Transfer to General Fund	8,000.00	Warming House & Trail Maintenance Workers
General Fund	R 101-39203 Transfer from Other Fund	8,000.00	
Fire Dept Reserve Fund	E 210-42280-700 Transfer to General Fund		Donations - Fire Relief Assoc - Equip Reserve
General Fund	R 101-39204 Transfer from Fire Dept Reserve		
Municipal Liquor Fund	E 609-49750-700 Transfer to General Fund	300,000.00	Budgeted Transfer-Monthly \$25,000
General Fund	R 101-39209 Transfer from Liquor	300,000.00	
Gorecki Improvement Fund	E 217-45200-730 Transfer to Events Fund	1,000.00	Transfer for Movies in the park
Events Fund	R 215-39203 Transfer From Fund 217	1,000.00	
Gorecki Improvement Fund	E 217-45200-730 Transfer to Events Fund	500.00	Trail events
Events Fund	R 215-39203 Transfer From Fund 217	500.00	
Gorecki Improvement Fund	E 217-45200-730 Transfer to Events Fund	10,000.00	Other Rec Park Activities
Events Fund	R 215-39203 Transfer From Fund 217	10,000.00	



	WAGES		2024 Hr wage
2024		2023	3.5%
Grade	Position	Starting Pay	
2.0	Summer Maintenance	15.00	15.53
4.0	Liquor Store Clerk	15.00	15.45
	EDEL, AMY	19.19	19.86
	ELI, VERNETTE	15.45	15.99
	SODERBERG, RICHARD	15.00	15.53
	GROSE, MATTHEW	15.00	15.53
	POWELL, HAYLEY	15.00	15.53
	FONDA, JORDAN	15.00	15.53
	SHOCKLEY, WALLACE	17.91	18.54
	STEFFEL, LAURIE	19.19	19.86
	STEVENSON, DAVID	18.45	19.10
	VANTHOF, ANTHONY	16.39	17.13
	ZIESMER, RICK	15.91	16.47
6.0	Motor Vehicle Clerk		
	WEINER, AUDRA	17.97	18.60
	TOLMIE, MYLA	15.97	16.53
	DAVID, JULIE	16.94	17.53
10.0	Asst. Liquor Store Manager		
	HANSEN, MARI	19.50	21.41
10.0	Receptionist/Utility Bill Tech		
	Niedzielski, Mary Beth	20.69	21.41
10.0	PD Admin/Records Tech		
	PORTER, REBECCA J	22.83	23.63
10.0	Public Works Maintenance		
	Starting	20.09	20.79
12.0	Motor Vehicle Supervisor		
	CAIN, AMY	23.66	24.72
12.0	Communications Specialist		
	MICKELSON, MARY K	23.66	24.72
12.0	Public Works Maint. I (Water Operator)		
	WUBBEN, MARK A.	25.85	26.75
	PELASRKS, ZACH	22.15	22.93
14.0	Public Works Maint. II (Water/Sewer OP)		
	ROELOFS, TROY D	25.09	25.97
	OLDENBURG, JOHN D.	29.36	30.39
16.0	Asst. City clerk/Accounts Payable		
	KATKE, DELORIS C.	29.09	30.11
16.0	Public Works Maint. III (Assistant Supervisor )		
	JOHNSON, WARNE	29.96	31.01
18.0	Liquor Store Manager		
	JEYS, VICTORIA	34.04	35.23
20.0	Public Works Superintendent		
	KIRKEBY, GARY	36.06	37.32
22.0	Treasurer		
	NEALLEY, ELIZABETH	34.50	35.71
24.0	Police Chief		
	RASMUSSEN, QUINN	38.64	41.19
26.0	City Manager		
	PFAFF, TAMMY L.	48.48	50.18 34

## FINAL PROPERTY TAX LEVY FOR 2024

	Revised 12/7/2023	Budget 2023	Budget 2024	\$ Increase	% Increase
<b>GENERAL FUND</b>		649,149.00	730,861.00	81,712.00	
Cap Equip	PW( Lease)		31,316.00		
	Fire	25,000.00			Levy without reserves
	Park	25,000.00			
	Police	25,000.00			
	<b>Total</b>	<b>\$ 724,149.00</b>	<b>\$ 762,177.00</b>	<b>38,028.00</b>	5.25%
<b>DEBT SERVICE</b>					
Fund 383	2012 GO Bond	27,500.00			
Fund xxx	2024 GO Equip Cert				
Fund 386	2015 GO Park Bond	42,000.00	40,058.00		
Fund 388	2019 GO Bond	58,795.00	63,053.00		
Fund 303	2021 A GO Bond	58,708.00	58,307.00		
Fund 350	2022 A GO Bond	22,639.00	51,584.00		
Fund XXX	2024 A GO Bond				
	<b>Total</b>	<b>\$ 209,642.00</b>	<b>\$ 213,002.00</b>	<b>\$ 3,360.00</b>	1.60%
					Increase over Prev YR
<b>TOTAL</b>		<b>\$ 933,791.00</b>	<b>\$ 975,179.00</b>	<b>\$ 41,388.00</b>	4.43%

RESOLUTION NO. 23 – 42

CITY OF MILACA

RESOLUTION APPROVING THE FINAL 2024 BUDGET  
AND 2024 TAX LEVY

BE IT RESOLVED by the City Council for the City of Milaca, County of Mille Lacs, Minnesota, that the proposed 2024 City of Milaca Annual Budget and Program of Municipal Services are hereby adopted and that the following sums of money is levied for 2024 upon the taxable property in the said City of Milaca for the following purposes:

General Fund		\$730,861
Capital Equipment	PW	\$ 31,316
	Fire	\$
	Parks	\$
	Police	\$
	Total General Fund	\$762,177
Debt Service		
2022 G.O. Equip Bond		\$ 51,584
2021A G.O. Street Reconst Bond		\$ 58,307
2019 G.O. St Reconst Bond		\$ 63,053
2015 G.O. Park Bond		\$ 40,058
	Total Debt Service	\$213,002
	TOTAL LEVY	\$ 975,179

The City Manager is hereby instructed to:

1. Transmit a certified copy of this Resolution to the County Auditor of Mille Lacs County, Minnesota.
2. To certify to the Mille Lacs County Auditor that there are sufficient monies in the funds, together with the above schedule of amounts levied to pay the principal and interest due in 2024.



Adopted by the City Council this 13th day of December, 2023.

ATTEST

\_\_\_\_\_  
Dave Dillan, Mayor

\_\_\_\_\_  
Tammy Pfaff, City Manager

I hereby certify that the foregoing Resolution is a true and correct copy of the Resolution presented to and adopted by the City Council of Milaca at a meeting thereof held in the City of Milaca, Minnesota on the 13th day of December 2023, as disclosed by the records of said City in my possession.

\_\_\_\_\_  
Tammy Pfaff, City Manager